

WHATCOM COUNTY MEDICAL EXAMINER Annual Report 2019



1500 North State Street, Bellingham, WA 98225

TABLE OF CONTENTS

Mission Statement/Executive Summary	3
2019 Overview	4
Geographic Jurisdiction	5
Cases by City	5
Cases by Location	6
Cases by Referring Agency	7
Cases by Month	7
Manner of Death: Natural	8
Manner of Death: Accidental	10
Manner of Death: Suicide	12
Manner of Death: Homicide	14
Manner of Death: Undetermined	14
Medical Examiner Responsibilities	15
Medical Examiner Office Pathologists	17

MISSION STATEMENT

The Medical Examiner is a physician qualified to perform forensic investigations, authorized by Whatcom County, Washington, to investigate sudden, unexpected, violent, suspicious, or unnatural deaths. The purpose of the Medical Examiner program is to bring trained medical evaluation to the investigation of deaths that are of concern to the public health, safety, and welfare of the community.

EXECUTIVE SUMMARY

During 2019 the Whatcom County Medical Examiner's Office assumed jurisdiction in 137 death investigations that involved forensic autopsies, toxicological examinations, viewing and summary reporting. In addition, 274 other additional cases were reported and investigated and no jurisdiction was assumed (NJA).

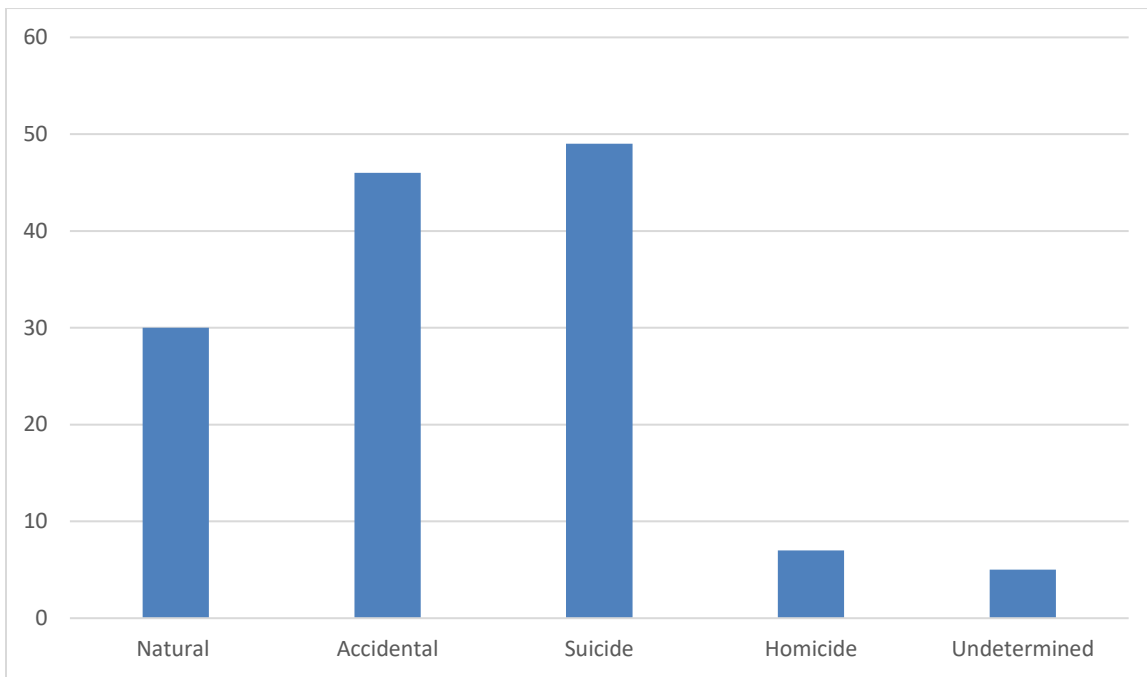
Local agencies brought miscellaneous bones to the Medical Examiner to determine if they were of human origin.

Teaching and public relations are also an important part of the Medical Examiner's Office. Consulting was ongoing with the fire and police departments of the county and St. Joseph's Hospital. In addition, service organizations, professional, college and high school classes toured the morgue facility. The Medical Examiner also represented the office on numerous occasions to various civic organizations and gave multiple lectures.

Gary Goldfogel, MD
Whatcom County Medical Examiner

2019 OVERVIEW

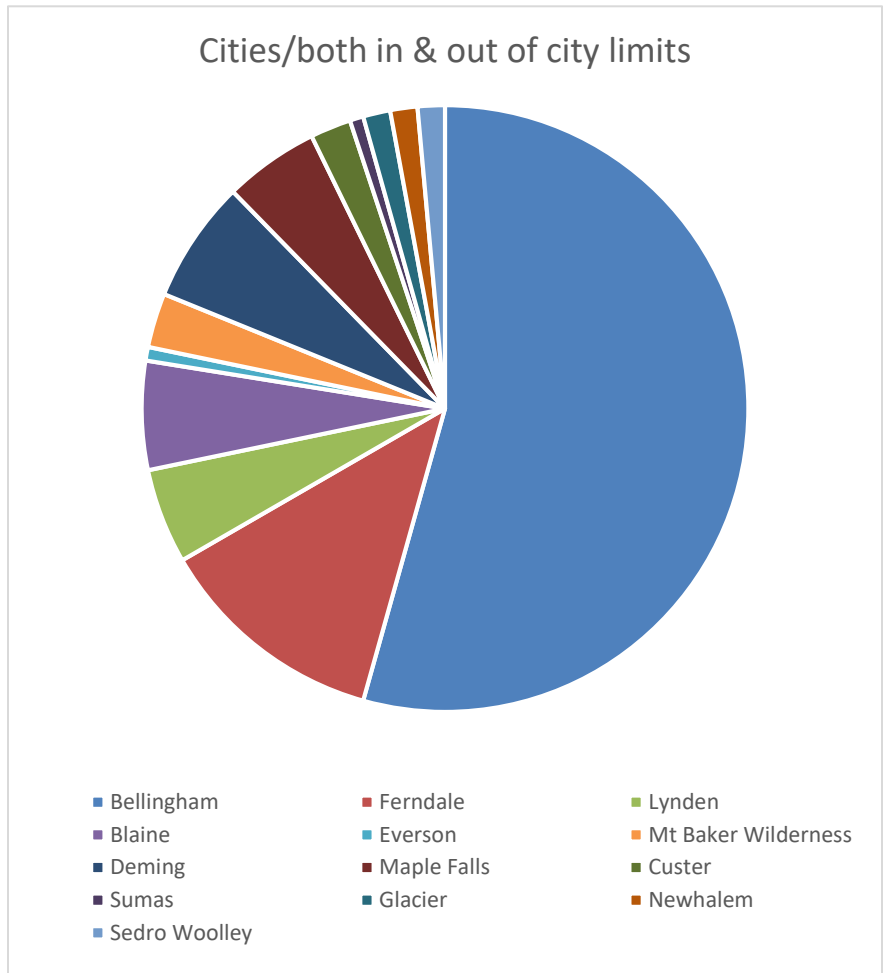
During 2019 the Whatcom County Medical Examiner's Office conducted 137 forensic death investigations. Those investigations are grouped into one of five categories based on manner of death (see breakdown below). The statistics and graphs presented on in this report show the breakdown of the various causes of death and the age and sex of those who died. There were 30 investigated natural deaths, 46 accidental, 49 suicide, 7 homicide and 5 undetermined.



GEOGRAPHIC JURISDICTION

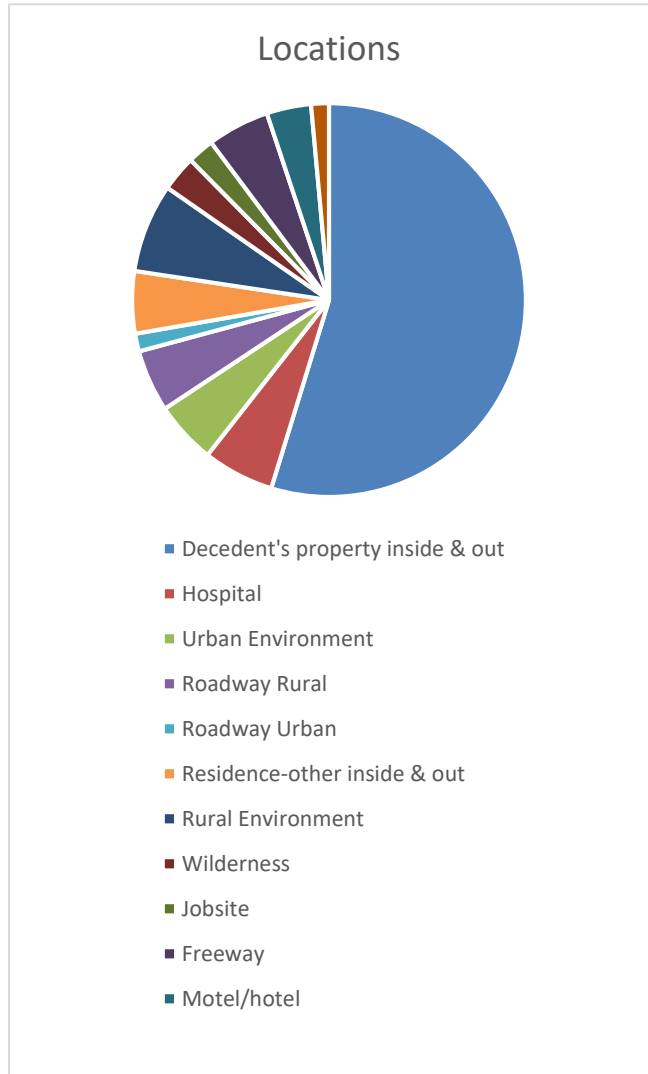
The Whatcom County Medical Examiner has jurisdiction over unexpected, unnatural or unattended deaths within the county. The following sections contain figures about where the investigated deaths originated, how they were referred to the ME's office, and breakdowns of case numbers by month.

Cities/both in & out of city limits	
Bellingham	75
Ferndale	17
Lynden	7
Blaine	8
Everson	1
Mt Baker Wilderness	4
Deming	9
Maple Falls	7
Custer	2
Sumas	1
Glacier	2
Newhalem	2
Sedro Woolley (address within Whatcom County)	2



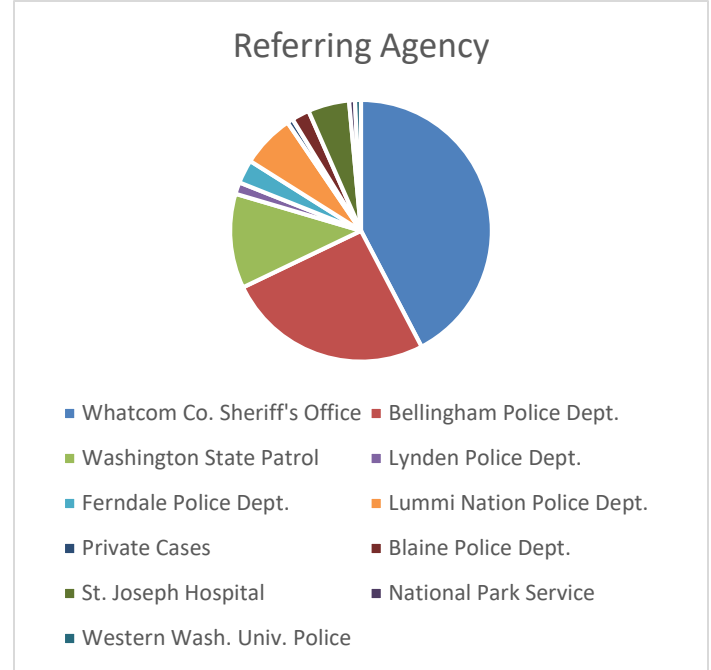
The Medical Examiner investigated cases reported from each of the cities listed in the figures above.

Locations	Value
Decedent's property inside & out	75
Hospital	8
Urban Environment	7
Roadway Rural	7
Roadway Urban	2
Residence-other inside & out	7
Rural Environment	10
Wilderness	4
Jobsite	3
Freeway	7
Motel/hotel	5
Railroad track	2

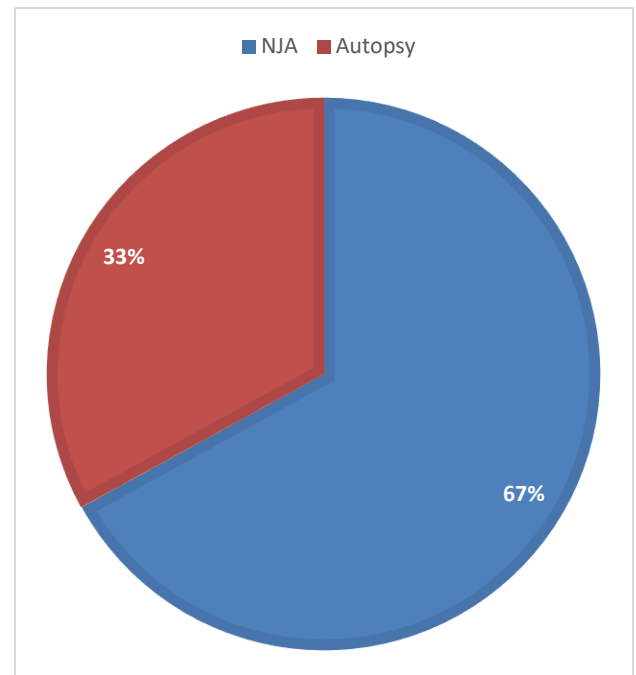
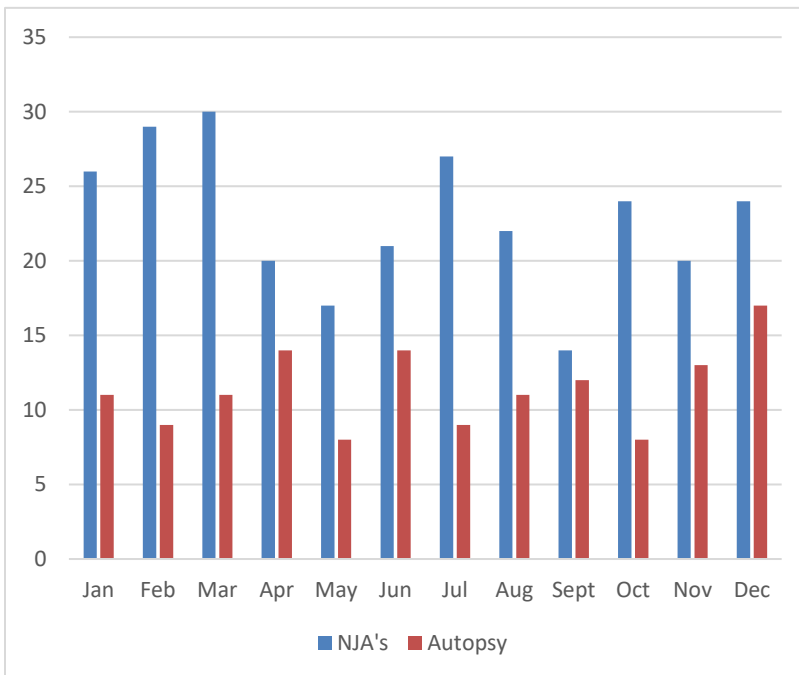


The decedent died or was found at the locations listed above.

Referring Agency	
Whatcom Co. Sheriff's Office	58
Bellingham Police Dept.	35
Washington State Patrol	16
Lynden Police Dept.	2
Ferndale Police Dept.	4
Lummi Nation Police Dept.	9
Private Cases	1
Blaine Police Dept.	3
St. Joseph Hospital	7
National Park Service	1
Western Wash. Univ. Police	1



Of the 137 cases investigated by the Medical Examiner's Office, 8 were in a state of at least moderate decomposition, and 9 were known transient or homeless.



The Medical Examiner's Office was presented with 411 deaths in 2019, and claimed jurisdiction over 137 of them. The others received "paper" investigations and were designated NJA which stands for "no jurisdiction assumed."

NATURAL

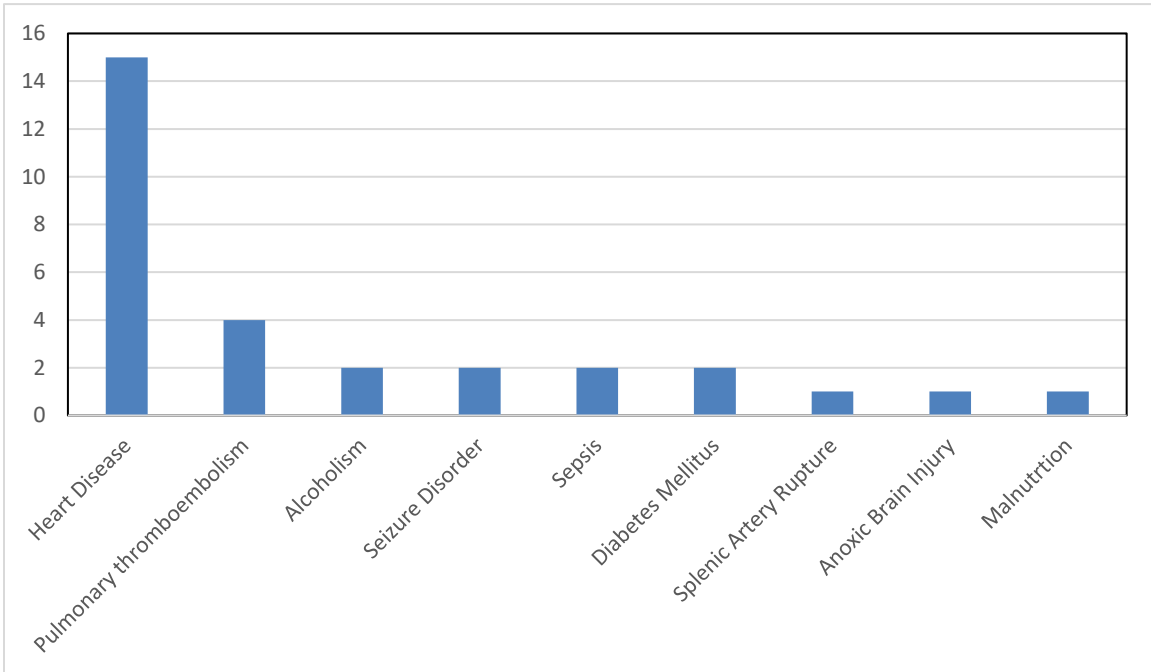
There were 30 total investigated natural deaths of which 22 were male and 8 females. The cause of death was as follows: Heart Disease (15), Pulmonary Thromboembolism (4), Alcoholism (2), Seizure Disorder (2), Sepsis (2), Diabetes Mellitus (2), Splenic Artery rupture (1), Anoxic Brain Injury (1), and Malnutrition (1).

Alcohol was present in 5 cases and acetone (decomposition product and/or diabetes mellitus) present in 3.

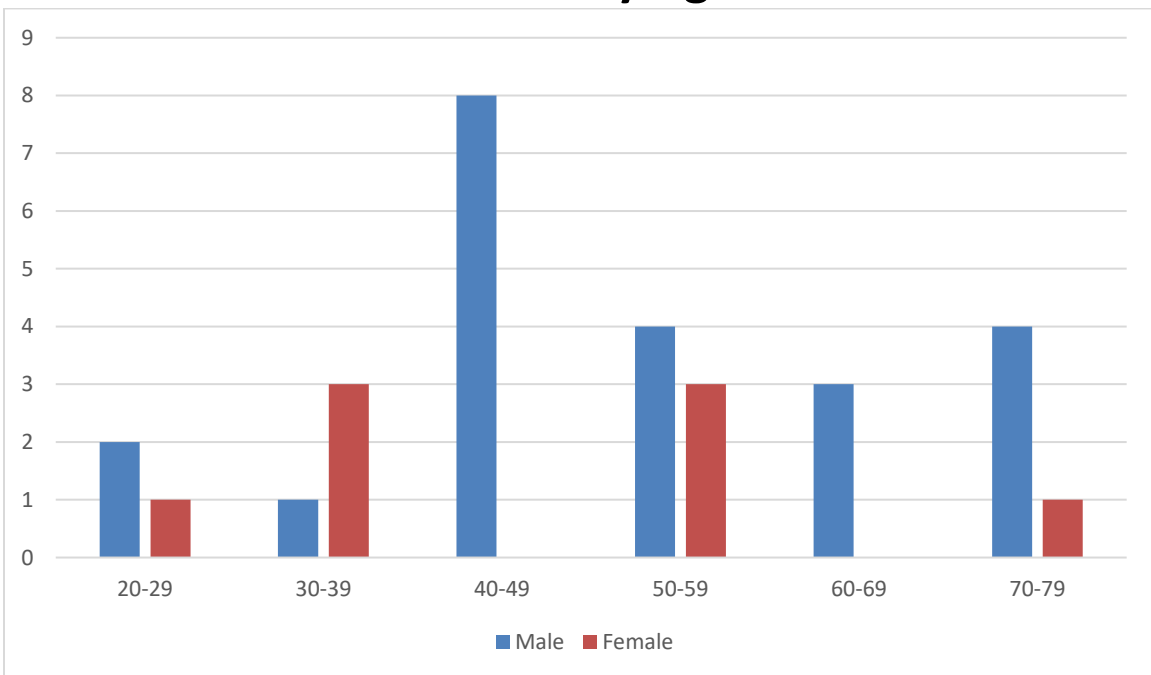
Drugs were present in 15 of the 30 cases and include 3 cases with morphine, 2 cases with codeine, 3 cases with methamphetamine, 2 cases with amphetamine, 2 cases with norbuprenorphine (given to heroin addicts) and 5 cases with marijuana. Other cases had opiates, fentanyl, 6 mono acetyl morphine, naloxone (antidote to opiates), benzodiazepines, 7-Amino clonazepam, clonidine, 10-Hydroxyam, cyclobenzaprine and other prescribed medication.

Grouped by age, 3 decedents were between 20-29, 4 were between 30-39, 8 were between 40-49, 7 were between 50-59 and 3 were between 60-69 and 5 are 70 years of age or older.

Natural Deaths by Cause



Natural Deaths by Age and Sex



ACCIDENTAL

There were 46 total investigated accidental deaths of which 32 were male and 14 were female. The cause of death was as follows: Drugs (17), Traffic (12), Fire (6), Drowning (4), Fall (2), Train vs pedestrian, bicyclist (2), Carbon monoxide (1), Mechanical Asphyxia (1) and Shock (1).

Grouped by age, 4 decedents were between 16-19, 8 were between 20-29, 12 were between 30-39, 4 were between 40-49, 7 were between 50-59, 7 were between 60-69, 2 were between 70-79 and 2 were between 80-89 years of age.

Alcohol was present in 8 of the 46 accidental deaths.

In the 13 traffic deaths (which includes pedestrian/motor vehicle accidents), alcohol was present in 5 victims with an average blood alcohol concentration of 0.23 gm%. Seatbelts were not worn in one of the automobile deaths and indeterminate in two other cases. Helmets were worn in the three motorcycle deaths with excessive speed a factor in two of them. In the traffic deaths, marijuana was found in four cases, benzoylecgonine (cocaine metabolite) in two cases, and methamphetamine and amphetamine found in another case.

In the 17 drug overdose deaths only 2 showed alcohol. Heroin was present in 8, fentanyl in 4, methamphetamine or amphetamine in 8, cannabinoids in 3, oxycodone in 2. Only two of our cases show naloxone (antidote to opiates).

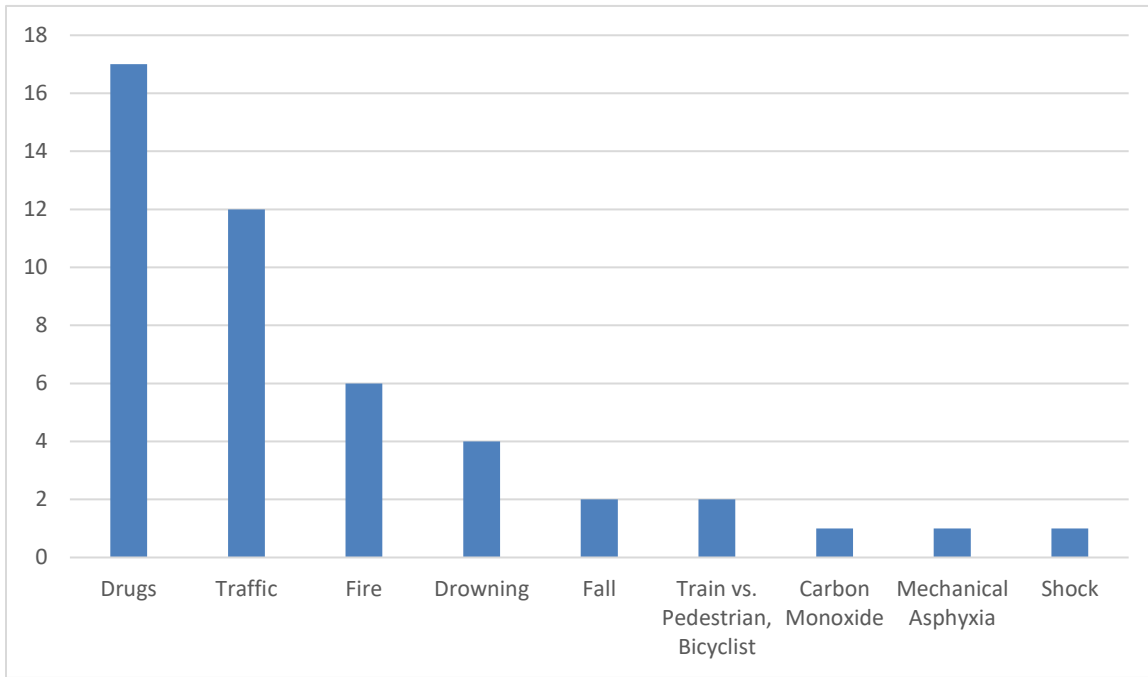
In both cases that died from a fall no alcohol or drugs were detected.

Of the three fresh water drownings all were negative for alcohol, one was positive for LSD and one was positive for marijuana. The one salt water drowning showed no drugs or alcohol detected.

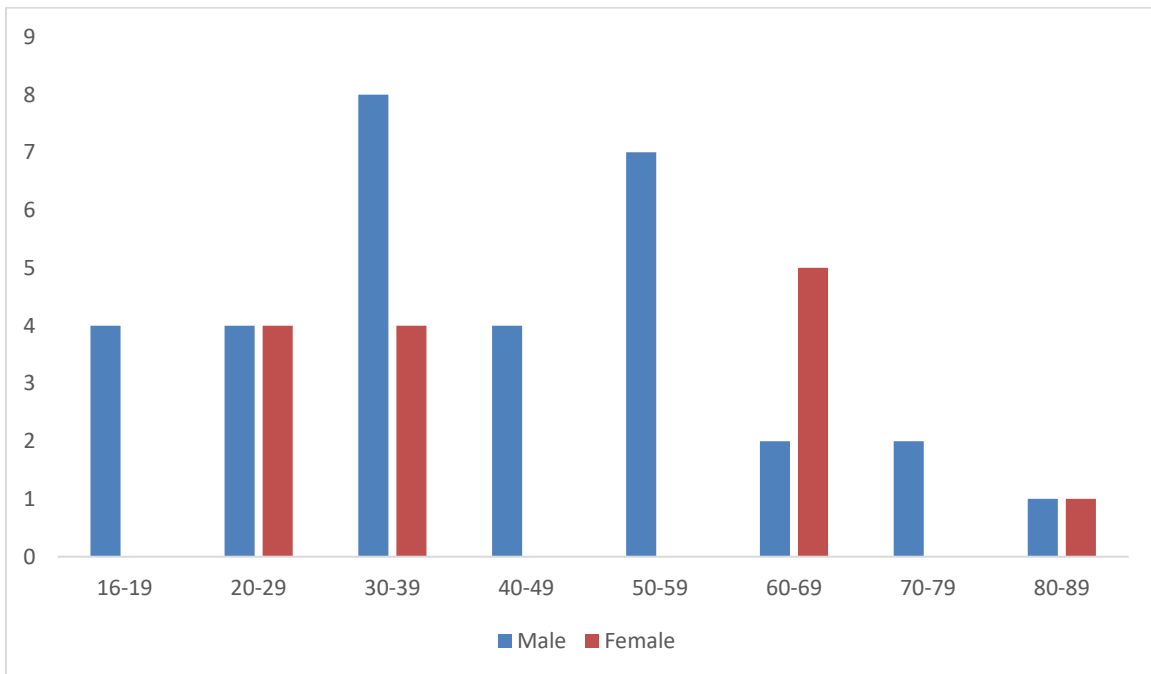
There were six deaths due to fire but only two with alcohol in their system (level of 0.23 gm% and 0.03 gm%). One of the deaths due to fire had methamphetamine and amphetamine, two were negative for both alcohol and drugs. We were unable to procure a sample for toxicology in one case.

Our train/pedestrian death showed an alcohol level of 0.21 gm%, whereas, the train/bicyclist fatality was negative for both alcohol and drugs.

Accidental Deaths



Accidental Deaths by Age and Sex



SUICIDE

There were 49 total investigated suicide deaths of which 39 were male and 10 female. The cause of death was as follows: Gunshot (26), Hanging (10), Drugs (4), Car Exhaust Inhalation (3), Run or jump into freeway traffic (3), Asphyxia (1), Entered river (hypothermia) (1) and Fall from height (1).

By age, 4 decedents were between 14-19, 3 were between 20-29, 3 were between 30-39, 12 were between 40-49, 10 were between 50-59, 5 were between 60-69, 8 were between 70-79 and 3 were between 80-89 years of age. We have one case from 2019 with unknown identity/age.

Alcohol was present in 16 of our 49 suicide deaths with an average blood alcohol reading of 0.18 gm%. Toxicology is pending on two cases.

In the drug overdose death, prescription glycemic medication, benzodiazepine, prescription opiate, morphine, oxycodone, alprazolam, and marijuana were used.

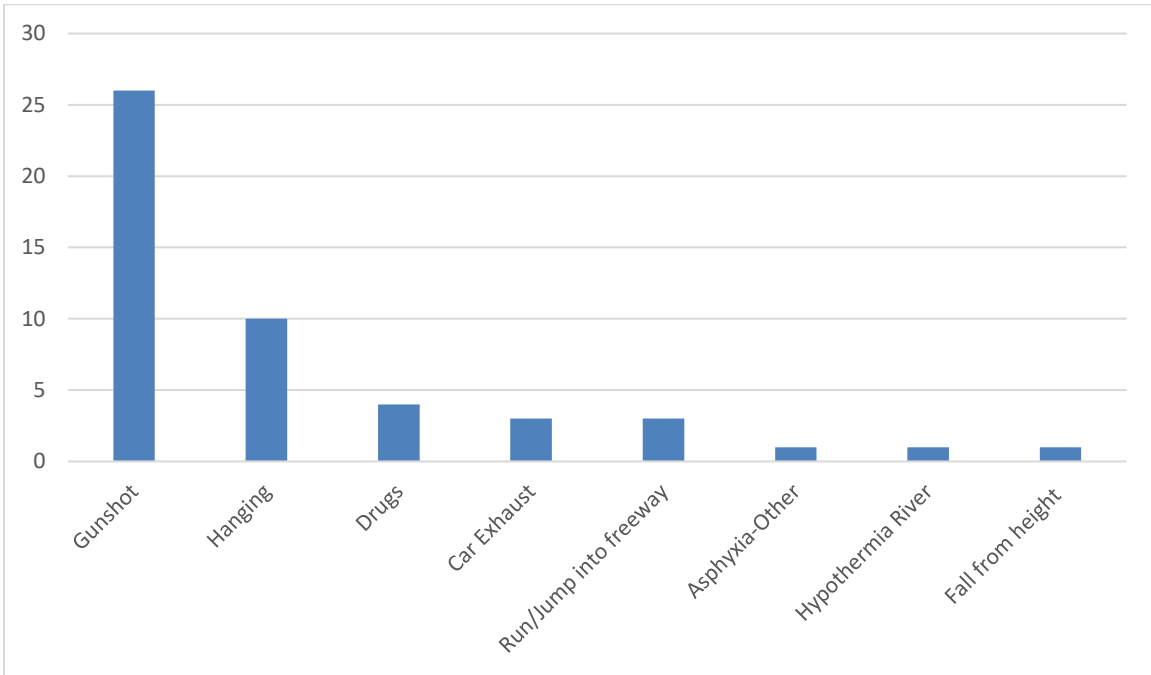
In the 26 gunshot suicides, handguns were used 21 times (13 semiauto and 8 revolvers), 3 shotguns and 2 rifles. Alcohol was present in 8 of the gunshot victims with an average reading of 0.21 gm%. Drugs were present in 8 cases and includes oxycodone, hydrocodone, opiates, methamphetamine, amphetamine, diazepam, alprazolam, benzodiazepine, and tricyclic antidepressant.

Four of the ten ligature hangings showed alcohol readings with an average of 0.18 gm%. Drugs were present just one case with cocaine.

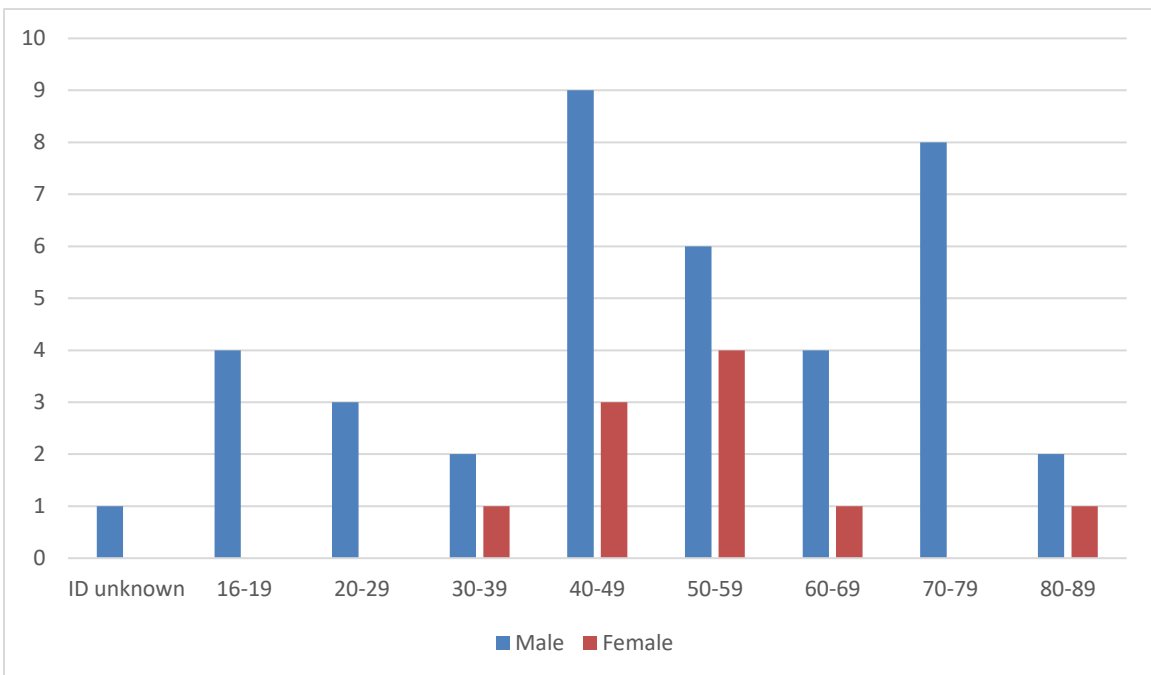
Of the 49 suicide cases ideation was present in 43% (21) not present in 27% (13) and unknown in 31% (15). A suicide note was left in 35% (17), and no note left in 65% (32) of our cases. History of prior attempts in 6 cases, 33 had no prior attempts and in 10 cases it is unknown.

More than one stressor may be identified in suicide cases. Depression was listed in 16 of our cases, 12 cases were associated with failing health issues, mental illness was associated with 7 cases, alcoholism in 4 cases, relationship problems were present in 14 cases, lost job, eviction or financial problems were noted in 10 cases, illicit drug use was noted in 2 case, legal problems were a trigger in 6 cases, loneliness was noted in 2 cases, and untreated workplace stress was attributed in 1 case.

Suicide Deaths by Mechanism of Injury



Suicide Deaths by Age and Sex



HOMICIDE

There were seven homicide cases, four male and three female victims. One had a stab knife injury, two were blunt force trauma to head/face, three semiauto handgun gunshot wounds, and one revolver wound. Five knew their assailants or were related to them, one homicide was related to known drug activity, and in one case it is unknown if the victim knew his assailant.

Two victims had alcohol in their system 0.28 gm% and 0.18 gm%, one had LSD in his system and one was positive for methamphetamine, amphetamine and marijuana. One case is still pending toxicology results.

Grouped by age, two decedents were between 20-29, two were between 30-39, two were between 50-59 and one was between 70-79 years of age.

UNDETERMINED

There were five investigated deaths whose manner of death was listed as undetermined, three male and two female. One was a fetus delivered prematurely at 22 weeks with no external or internal anatomical anomalies, another was a SUID death with an unsafe sleeping situation with no anatomical, infectious disease, toxicological, or traumatic etiology. One case died after a massive oral opiate ingestion and it was unclear if final act was intentional or confusion related to dementia. One case was classified as undetermined as it was unclear if it was suicide, assisted suicide or homicide. We also had one case with sudden cardiac demise with uncertain etiology.

Grouped by age, two decedents were less than one year of age, one was between 30-39, one between 50-59 and one between 70-74 years of age.

MEDICAL EXAMINER RESPONSIBILITIES

Adapted from the Medical Examiner Contract for Services Agreement with Whatcom County, and King County Medical Examiner's Office Annual Report.

The Medical Examiner (ME) is a physician certified in anatomic pathology who is authorized to investigate sudden, unexpected, violent, suspicious, or unnatural deaths. The office and function of the ME is established by the Revised Code of Washington (RCW) 68.50. There are several reasons why a ME is to be utilized in the determination of the cause and manner of death. They include: (1) murder shall be determined and recognized; (2) the innocent shall be exonerated; (3) criminal and civil court proceedings will be provided with documented and impartial medical advice; (4) unrecognized hazards to public health shall be revealed; and (5) industrial and/or workplace hazards shall be made known to the public.

In order to reach and provide these services, the ME by statute assumes jurisdiction over human remains in these cases. The ME, after a thorough investigation, is to determine the cause and manner of death. The postmortem examination on each decedent includes the preservation of various body fluids and tissues for microscopic and toxicologic analysis. Photographs are taken of the external and internal portions of the examination, which are available for review at a later date if needed. Photographic documentation is also an essential item in those cases where the pathologist must provide court testimony.

The ME is available personally or will provide any coverage for 24 hours per day, 365 days per year. They shall perform the following functions and have the following authority:

1. Arrange the transportation of bodies.
2. Investigate all deaths as previously described in this paragraph.
3. Be available to law-enforcement and in turn have access to law-enforcement expertise, experience and personnel and assistance.
4. Create and file such medical records as are needed or required by statute and good medical procedure.
5. Extend and receive the full cooperation from all levels of county government appropriate to the investigation of death as determined by the ME.
6. Authority and duty to serve as a representative, if desired, to the trauma quality assurance committee of St. Joseph Hospital.
7. Teach paramedics and emergency technicians, police and fire department trainees regarding any techniques and or requirements of death investigations.

8. Liaison and work with the County Health Department regarding issues of public health, infectious diseases, toxins and poisons.
9. Be a representative, if desired, on the Whatcom County Disaster Management Committee.
10. Courtroom testimony and consultation services for the prosecuting attorney, public defender, and law-enforcement agencies on autopsies, interpretation of injuries on both living and deceased, toxicology testing and interpretation (including legal ethanol analyses).
11. Maintain and oversee the personnel, equipment, supplies, etc. to perform the duties of the Medical Examiner Office.
12. Obtain and oversee substitute professional coverage when the ME is unavailable for any reason. Any such coverage shall be consistent with this contract and the standards of the College of American Pathology for autopsies.
13. Administration of indigent cremation burial program on behalf of Whatcom County.
14. Create and maintain all documents, reports, and evidence necessary to perform the function of the Medical Examiner Office in accordance with relevant legal and professional standards.
15. Maintain current certification, stature, and licensure to perform the duties of Medical Examiner.
16. Maintain and oversee the morgue facility.
17. Makes recommendations as necessary as a member of the Child Death Review Committee along with DSHS, Health Department, schools, courts, Prosecutor, Sheriff, and Police Department.

In all cases investigated by the Medical Examiner, it is essential that the decedent's identity is established and the next-of-kin is located and notified regarding the death. Notification of next-of-kin is the responsibility of law-enforcement. The ME shall not have authority or responsibility over the personal effects of the deceased or the responsibility or authority of notifying the next-of-kin to the deceased. These functions shall remain with the appropriate police and/or law-enforcement agency. The ME shall not have authority or responsibility for making probate arrangements of the deceased.

MEDICAL EXAMINER OFFICE PATHOLOGISTS

Gary Goldfogel, MD, Whatcom County (Washington) Medical Examiner: 1990-present

Education

- Lewis and Clark College, Portland, Oregon. BS in Biology with Minor in Chemistry. Magna Cum Laude, 1980.
- Emory University School of Medicine, Atlanta, Georgia. M.D., 1984

Postgraduate Training

- University of Washington Affiliated Hospitals, Seattle Washington.
- Internship and Residency in Anatomic and Clinical Pathology, 1984 to 1988.
- Providence Medical Center, Seattle, Washington. Fellowship in Clinical Pathology/Laboratory Administration, 1987 to 1988.
- US Army War College, National Security Seminar, 1998
- Advanced Forensics Practicum, FBI/AFIP, Quantico, VA 2000

Qualifications

- Washington State Medical Examiner's License, 1984—present
- American Board of Pathology: Anatomical Pathology (AP) 1988, Clinical Pathology/Laboratory Medicine (CP) 1988, Forensic Pathology (FP) 2001

Academic Appointments

- Western Washington University, Adjunct Professor, College of Humanities and Social Sciences, 2005 to present.
- Western Washington University, Guest Instructor, Colleges of Business and Economics, Science and Technology, Huxley College of the Environment, and Fairhaven College, 1988 to present.
- University of Washington, Assistant Clinical Professor of Pathology, 1988 to present.
- University of Washington, Assistant Clinical Professor of Laboratory Medicine, 1988 to present.
- University of Washington, Assistant Clinical Professor of Medical Education, School of Public Health and Community Medicine, 1988 to present.
- Recipient of Excellence in Teaching Award, Medex NW 2008, 2010, 2015, 2016. University of Washington.

Teaching Responsibilities

- Course Director/Instructor, Health Care for the 21st Century HLED 297, Western Washington University, 2007 to 2010.

- Course Co-Director/Instructor, Systemic Pathology H5452 to Physician Assistants, University of Washington Medex Program, 1984 to 2000. Consultant and Guest Lecturer to course 2000 to present.
- Annual Guest Lecturer, Western Washington University, 1989 to present; Fairhaven College 1989 to present: Departments of Biology, Anthropology, Environmental Science, Adult Education, Business, Humanities.
- Annual Guest Lecturer, Bellingham High School, Sehome High School, Squalicum High School, Forensics Course, 2007-present.
- Instructor, Human Biology 520, University of Washington School of Medicine, 1984 to 1994.
- Instructor, Respiratory Pathology, University of Washington School of Medicine, 1984 to 1988.
- Instructor, Cardiovascular Pathology, University of Washington School of Medicine, 1984 to 1988.
- Instructor, Cancer - Rehab 320, University of Washington Schools of Nursing, Rehabilitation, and Physical Therapy, 1985 to 1988.
- Instructor, National Annual Physician Assistant Recertification course, 1989 to 2017.
- Multiple Community Lectures, Seminars on topics including drug testing, strangulation, AIDS, SIDS, Bioterrorism, Community Emergency Management, Crime Scene Investigation, Strangulation, Death Investigation. Gun Control Violence. 1999-present.

Professional Experience

- Locum tenens: Dr. Robert Gibb, Whatcom Pathology Laboratory, Bellingham, Washington 1987 to 1988.
- Associate Director of Whatcom Pathology Laboratory, Bellingham, Washington, July 1, 1988 to December 31, 1988.
- Medical Director, Whatcom Pathology Laboratory, Bellingham, Washington, January 1, 1989 to 1993.
- Pathologist and Medical Director, Whatcom Pathology Laboratory division of National Health Laboratories, Inc., 1993 to 1996.
- Whatcom County Medical Examiner, July 1, 1992 to present.
- Locum tenens: Saint Joseph Hospital; Department of Pathology, Bellingham, Washington, 1998-present. Member of Department 1988-present.
- Medical Staff Appointment: Active I Category; Saint Joseph Hospital, Bellingham, Washington 1988-present. Member of multiple hospital committees 1988-present.

Professional Affiliations

- National Association of Medical Examiners.
- Washington Association of Coroners and Medical Examiners
- Pacific Northwest Forensic Society.

- American Academy of Forensic Sciences.
- Washington State Society of Pathologists.
- Pacific Northwest Society of Pathologists.
- American Society of Clinical Pathology.
- College of American Pathologists.
- Hogan Western Eye Pathology Study Group.
- American Medical Association.
- Whatcom County Medical Society.
- Washington State Medical Association.

Community and Professional Board Positions

- **Northwest Washington (Blue Shield) Medical Bureau:** Physician Liaison, 1989 to 1991, Board of Trustees, 1996 to 1998. Advisory Board of Trustees 1998-1999.
- **Regence Blue Shield Insurance Company:** Advisory Board, 2000 to 2006.
- **Whatcom County Medical Society:** Board of Trustees, 1988 to 2005, 2007 to present. Executive Committee 1993 to 2005. Secretary 1993, 2001; President Elect 1994, 2002; President 1995, 2003. State Representative Trustee 1996-2001, Legislative Chairman, 1990 to 2005.
- **Washington State Medical Association:** 2nd Vice President 1997-1998, Vice president 1998-1999. Executive Committee, 1997 to 1999. Interspeciality Council Representative, 1992 to 2000, Interspecialty Co-Chairman 1997-1999. Unified Counties Task Force, 1991-1993. MD/DO Task Force, 1992 to 1993. Nominating Committee, 1993-1995.
- **United Way** of Whatcom County: 1990 to 1996.
- **Mt. Baker Theater:** Board of Directors, 1990 to 1996.
- **Bellingham Rotary:** Member 1989 to present. Chairman of Social Committee, 1989-1992, 1998-2000, 2007. Board of Trustees, 1992 to 1994. Program Chair and Vice President 2018-2019.
- **Chamber of Commerce and Industry:** Bellingham/Whatcom County. Board of Governors, 1993 to 1994.
- **Gang Nail Truss Co.:** Chairman of Board of Directors, 1996 to 1999.
- **Bellingham City Council:** Political Candidate 1997, lost in final election.
- **Saturna Investment:** Sextant Mutual Funds Board of Directors, 1995 to present. Chairman of Board of Directors 2017-present.
- **Boy Scouts of America:** Mt. Baker Council Executive Board of Directors 1999 to 2006, Chairman Health and Safety, 1999-2001, Vice President for Properties 2001 to 2006. Attended Camp Philmont Health Safety/Risk Management Seminar 2001.
- **Northwest Business Club:** President 2000 to present.

Professional Presentations and Abstracts

- "Contraception and Abortion in Post-Revolution Portugal. Compilation of Six Month Field Study." Lewis and Clark College, Portland, Oregon, three sessions, 1979 to 1980.
- "Hydrogel Contact Lenses and Permeability." Emory University Medical Student Research Day, Atlanta, Georgia, 1981.
- "Immunocytochemical Identification of Vulvar Melanoma and Distinction from Vulvar Paget's Disease." International Society of Gynecologic Oncologists Annual Meeting, Palm Springs, California, February 4, 1986.
- "Prostatic Carcinoma Metastatic to the Orbit." Conjoint Canadian Ocular Pathology Study Group and Hogan Eye Pathology Society Annual Meeting, Vancouver, British Columbia, June 21, 1986.
- "Radiologic Contrast Agents and Results of Laboratory Tests." Laboratory Medicine Grand Rounds, University of Washington, October 22, 1986.
- "Retrospective Diagnosis of a Second Malignancy Following Histologic Examination of the Eye." Hogan Eye Pathology Society Annual Meeting, San Francisco, California, December 13, 1986.
- "Postmortem Vitreous Humor Determination of Alpha-1-Acid-Glycoprotein." American College of Laboratory Physicians and Scientists Annual Meeting, Philadelphia, Pennsylvania, June 6, 1987. Recipient of Young Investigator Award.
- "Malignant Lymphoma of the Conjunctiva with Immunophenotypic and Immunogenotypic Analysis." Updates in Technology. Hogan Eye Pathology Annual Meeting, Seattle, Washington, October 18, 1987.
- "CK-MB Determination in the Diagnosis of Acute Myocardial Infarction." American College of Laboratory Physicians and Scientists Annual Meeting, Cincinnati, Ohio, June, 1988.
- "Recognizing Infectious Endocarditis." Washington Association of Physician Assistants Annual Fall Continuing Medical Education Meeting, Orcas Island, Washington, October 15, 1988.
- "Clinical Chemistry - Updates in Technology." Washington Association of Physician Assistants Continuing Medical Education Meetings, Seattle, Washington, 1989 - 1997.
- "Anemia." Washington Association of Physician Assistants Continuing Medical Education Meetings, Seattle Washington, 1989 to present.
- "Acquired Immune Deficiency Syndrome." Whatcom County Medical Managers, Bellingham, Washington, March 15, 1989, 1990, 1992-1996.
- "Drug Testing -The Issues." STAR (Straight Talk About Responsibility) Annual Conference, Bellingham, Washington, March 17, 1989, 1993.

Publications and Research

- Goldfogel, G.A., Sewell, D.L.: Preparation of sputum smears for acid-fast microscopy. *Journal of Clinical Microbiology*. 1981; 14:460 -462.

- Teefey, S., Montana, M.R., Goldfogel, G.A., Shuman, W.P.: Ultrasonic diagnosis of neutropenic colitis. *American Journal of Radiology*. 1987; 149:731-733.
- Abdel-Nabi, H., Schwartz, A.N., Goldfogel, G.A., Ortinati-Nabi, J.A., Matsuka, D.M., Unger, M.W., Wechter, D.: External scintigraphy of colorectal tumors with IN- 111-anti CEA monoclonal antibody: Correlation with surgical, histopathological and immunohistochemical findings. *Radiology*. 1988; 166:747 -752.
- Bacchi, C.E., Goldfogel, G.A., Greer, B.: Paget's disease and melanoma of the vulva. *Gynecologic Oncology*. 1992; 46:216-221.
- Gibb, R.P., Cockerham, H., Goldfogel, G.A., Yawson, G.M., Raisys, V.A.: Substance abuse testing of urine by GC/MS in scanning mode evaluated by proficiency studies, TLC/GC and EMIT. *Journal of Forensic Sciences*. 1993; 38:124 - 133.
- Logan B, Goldfogel G, Hamilton R, Kuhlman J. J . Five Deaths Resulting from Abuse of Dextromethorphan Sold Over the Internet. *Anal Tox* 33; 227-231:2009.
- Logan, K, Yeakel, JK, Goldfogel, G, Frost, P., Sandstrom, AA, Wickham, DJ: Dextromethorphan Abuse Leading to Assault, Suicide, or Homicide. *Journal of Forensic Sciences*. 2012: 1388-1394.

Jan C. Garavaglia, MD; Whatcom County Forensic Pathologist, January 2016—present

Education and Training:

- **College:** St. Louis University, St. Louis, Missouri; A.B., magna cum laude, 1978
- **Medical School:** St. Louis University School of Medicine, St. Louis, Missouri; M.D., 1982
- **Internship:** Internal Medicine, St. Louis University Hospitals June 1982 – June 1983
- **Residency:** Anatomic/Clinical Pathology, St. Louis University Hospital; July 1983 – June 1987
- **Fellowship:** Forensic Pathology, Dade County Medical Examiner's Office, Miami, Florida; July 1987 – June 1988

Certification

- Diplomate, American Board of Pathology in Combined Anatomic and Clinical Pathology; November 1988
- Diplomate, American Board of Pathology in Forensic Pathology; September 1989

Professional Affiliations

- American Society of Clinical Pathologists; 1984 – 1989
- Fellow, National Association of Medical Examiners
- Fellow, American Academy of Forensic Sciences
- National Association of Medical Examiners Foundation

Community and Professional Board Positions

- National Association of Medical Examiners Foundation; Board of Trustees; 2014 – present
- National Association of Medical Examiners; Elected to Board of Directors; 2004 – 2010
- Central Florida Disaster Medical Coalition, Inc.; Board of Directors; April 2014 – June 2015
- Advisory Board; TransLife Organ, Tissue and Transplant Services; Medical Examiner representative 2004-2015
- Harbor House of Central Florida Board of Advisors 2004-2015

Awards

- Orange County Commissioner's recognition award and proclamation of "Dr. G Day", June 3, 2015" for service to the county
- Translife, Central Florida Tissue and Organ Procurement Organization, award for work in encouraging tissue and organ transplantation, June 2015
- St. Cloud Police Department, Osceola County Florida Recognition Award for service to the department, 2014

- Distinguished Humanitarian Award, presented by the Liberty Science Center, Jersey City, New Jersey, November 5th 2012
- Orlando Police Department, Good Citizens Award for service to the department, presented by Police Chief Val Demmings, 2010
- Sheriff's Citation Medal presented January 17, 2006, by Orange County Sheriff Kevin Beary "in recognition of outstanding service to the Sheriff's Office and the citizens of Orange County."
- Hidalgo Award presented on November 14, 2000, by Bexar
- County Commissioners Court for "Outstanding work assisting agencies and providing forensic science services during a multi-jurisdictional capital murder investigation."

Media:

- Host of the "Dr. G Medical Examiner Series" - Discovery Health Network, 2003 – 2012
- Winner of the International Health and Medical Media Award for Best Health Series, "Freddie Award," 2008

Guest Appearances:

- CNN, Don Lemon Show, 2016
- CNN, Legal View with Ashleigh Banfield,
- Several appearances, 2014, 2015, 2016
- Anderson Live, with Anderson Cooper, v appearances in 2012
- Dr. David Drew Pinsky, television show, multiple appearances in 2012
- Today Show, December 2011
- Dr. Oz television show; 6 appearances, 2009-2011
- Rachel Ray television talk show, January and April 2009
- Good Morning America, December 2008
- Larry King Live, December 2005
- Oprah Winfrey Show and Oxygen Network, "After the Show," October 2003
- Featured in article – "Florida Trend" magazine, "Icon" famous Floridian series, 2010
- Subject of "Mayor's Author Talk" for Tampa, Florida television show, 2009
- Subject of Documentary for French Television, 2002
- Featured in article – "Redbook" magazine, 1997

Publications

- Yu L, Garavaglia J, Wallace MR. "Infectious Causes of Death in the Medical Examiner's Office." American Journal of Forensic Medicine and Pathology, March 2016; Vol 36: 36-38
- Wallace MR, Garavaglia JC, Kaplan EL. "Prosector's Streptococcal Pharyngitis." Infect Dis Clin Pract, 2012; 20: 349-50.

- Stephany JD, Garavaglia JC, Pearl GS. "Sudden Death in a 27-Year-Old Man with Chiari Malformation." *American Journal of Forensic Medicine and Pathology*, September 2008; 29(30): 249-50.
- Stewart, RM, Myers JG, Dent DL, Ermis P, Gary GA, Villarreal R, Blow O, Woods B, McFarland M, Garavaglia JC, Root HO, Pruitt, BA. "Seven Hundred Fifty-three Consecutive Deaths in a Level I Trauma Center. The Argument for Injury Prevention." *Journal of Trauma*, 2003 Jan; 59(1) 66-70
- Kunsman GW, Kunsman CM, Presses CL, Garavaglia JC, Farley NJ. "Mixed Drug Intoxication Involving Venlafaxine and Verapamil." *Journal of Forensic Sciences*, July 2000; 45(4): 926-928.
- Garavaglia JC. "Weapon Location following Suicidal Gunshot Wounds." *The American Journal of Forensic Medicine and Pathology*, March 1999; 20(1): 105.
- Book Review: *Death Investigator's Handbook: A Field Guide to Crime Scene Processing, Forensic Evaluations, and Investigative Technique*. By Louis Eliopolus. *The American Journal of Forensic Medicine and Pathology*, Sept. 1995; 16(3): 263-264.
- Garavaglia JC, Gnepp D. "Intramuscular (infiltrating) Lipoma of the Tongue." *Oral Surgery, Oral Medicine, Oral Pathology*, March 1987; 63: 348-350.
- *How Not to Die: Surprising Lessons in Living Longer, Safer and Healthier*, Jan Garavaglia, M.D.; Crown Publishers, 2008.

Dennis James Wickham, M.D.; Whatcom County Forensic Pathologist, November 2019-present

Education and Training:

- **College:** Pacific University, Forest Grove, Oregon, September 1972-May 1974
- Linfield College, McMinnville, Oregon, September 1974-December 1975, Degree: Bachelor of Arts 1976
- **Medical School:** University of Oregon Health Sciences, School of Medicine, Portland, Oregon, September 1976-June 1981 Degree: Doctor of Medicine June 12, 1981
- **Student Fellowship:** University of Oregon Health Sciences, School of Medicine, Department of Pathology, Student Fellowship in Pathology, June 1978-June 1981
- **Internship:** Blodgett Memorial Medical Center, Grand Rapids, Michigan, Flexible Internship, July 1981-June 1982
- **Residency:** University of Colorado Health Sciences Center, Denver Colorado, Anatomic & Clinical Pathology, July 1982-June 1986
Dade County Medical Examiner Department and University of Miami School of Medicine, Miami, Florida, Forensic Pathology, July 1986-June 1987

Awards

- Alma B. Sneed Award for Excellence in Pathology, Department of Pathology, University of Oregon, Health Science Center, June 1981

Appointments

- Associate Medical Examiner, Dade County Medical Examiner Department, Miami, Florida, June 1986-June 1987
- Associate Medical Examiner, Brevard County Medical Examiner's Office, Rockledge, Florida, August 1987-December 1988
- Staff Pathologist, March 1988-Jan 1989, Consulting Medical Staff, January 1989-October 1993, Holmes Regional Medical Center, Melbourne, Florida
- Interim Medical Examiner, Brevard County Medical Examiner's Office, Rockledge, Florida December 1988-February 1989
- District Medical Examiner, Brevard County Medical Examiner's Office, Rockledge, Florida, February 1989-November 1996
- Medical Examiner, Clark County Medical Examiner's Office, Vancouver, Washington, January 1997-January 2019
- Sudden Infant Death Syndrome Advisory Council, State of Florida, October 1993-July 1995
- Florida Statewide Organ and Tissue Procurement and Transplantation Advisory Board, December 1995-November 1996
- Forensic Investigation Council, State of Washington, August 1999-January 2019

Licensures

- Washington

Certification

- National Board of Medical Examiners, 1982
- American Board of Pathology, Anatomic and Clinical Pathology, May 1986
- American Board of Pathology, Forensic Pathology, May 1987

Professional Affiliations

- American Academy of Forensic Sciences
- American Society of Clinical Pathologist
- Florida Association of Medical Examiners (through 11/96)
Secretary, April 1992-November 1996
- National Association of Medical Examiners

Bibliography

- Citino, S.B., Homer, B.L., Gaskin, J.M. and Wickham, D.J.: "Fatal Encephalomyocarditis Virus Infection in a Sumatran Orangutan", Journal of Zoo Animal Medicine 19 (4): 214-218, 1988
- Worsley, J.N., Mszczynska, A., Falardeau, P., Kalasinsky, K.S., Schmunk, G., Guttman, M., Furukawa, Y., Ang, L., Adams, V., Reiber, G., Anthony, R.A., Wickham, D., Kish, S.J.: "Dopamine D1 receptor protein is elevated in nucleus accumbens of human, chronic methamphetamine users.", Molecular Psychiatry 5(6): 664-72, 2000.
- Tong, J., Ross, B.M., Schmunk, G.A., Peretti, F.J., Kalasinsky, K.S., Furukawa, Y., Ang, L.C., Aiken, S.S., Wickham, D.J., Kish, S.J.: Decreased striatal dopamine D1 receptor-stimulated adenylyl cyclase activity in human methamphetamine users. Am J Psychiatry 2003; 160(5): 896-903
- Mszczynska, A., Fitzmaurice, P., Ang L., Kalasinsky, K., Schmunk, G.A., Peretti, F., Aiken, S., Wickham, D., Sherwin, A., Nobrega, J., Forman, H., Kish, S.: Why is Parkinsonism not a Feature of Human Methamphetamine Users? Brain 2004 Feb; 127(Pt 2):363-70. Epub 2003 Nov 25.
- Mirecki, A., Fitzmaurice, P., Ang, L., Kalasinsky, K.S., Peretti, F.J., Aiken, S.S., Wickham, D.J., Sherwin, A., Nobrega, J.N., Forman, H.J., Kish, S.J.: Brain Antioxidant Systems in Human Methamphetamine Users. J Neurochem 01-Jun-2004, 89(6): 1396-408
- Siegal, D., Erickson, J., Varoqui, H., Ang, L., Kalasinsky, K., Schmunk, G.A., Peretti, F.J., Aiken, S.S., Wickham, D.J., Kish, S.: Brain vesicular acetylcholine transporter in human users of drugs of abuse. Synapse – 15-Jun 2004, 52(4): 223-32