



# First Quarter 2021 Financial Report

Satpal Singh Sidhu, County Executive

Compiled and Presented by the  
Administrative Services Department  
Finance Division

Brad Bennett, Finance Manager

May 12, 2021

# Whatcom County First Quarter 2021 Financial Report

For the Quarter Ended March 31, 2021



## Executive Summary

The following information presents Whatcom County's first quarter 2021 financial report. At the end of the first quarter the General Fund collected 21.1% of its budgeted revenues. Whatcom County's General Fund spent 19.68% of its budgeted expenditures. Revenues are significantly higher than prior years due to the advance receipt of a \$6.9 million grant for emergency rental assistance due to COVID. Expenditures, as a percentage of budget, are moderately down from prior year amounts as recently budgeted COVID grants will be spent in later quarters. Actual expenditures are similar to prior years.

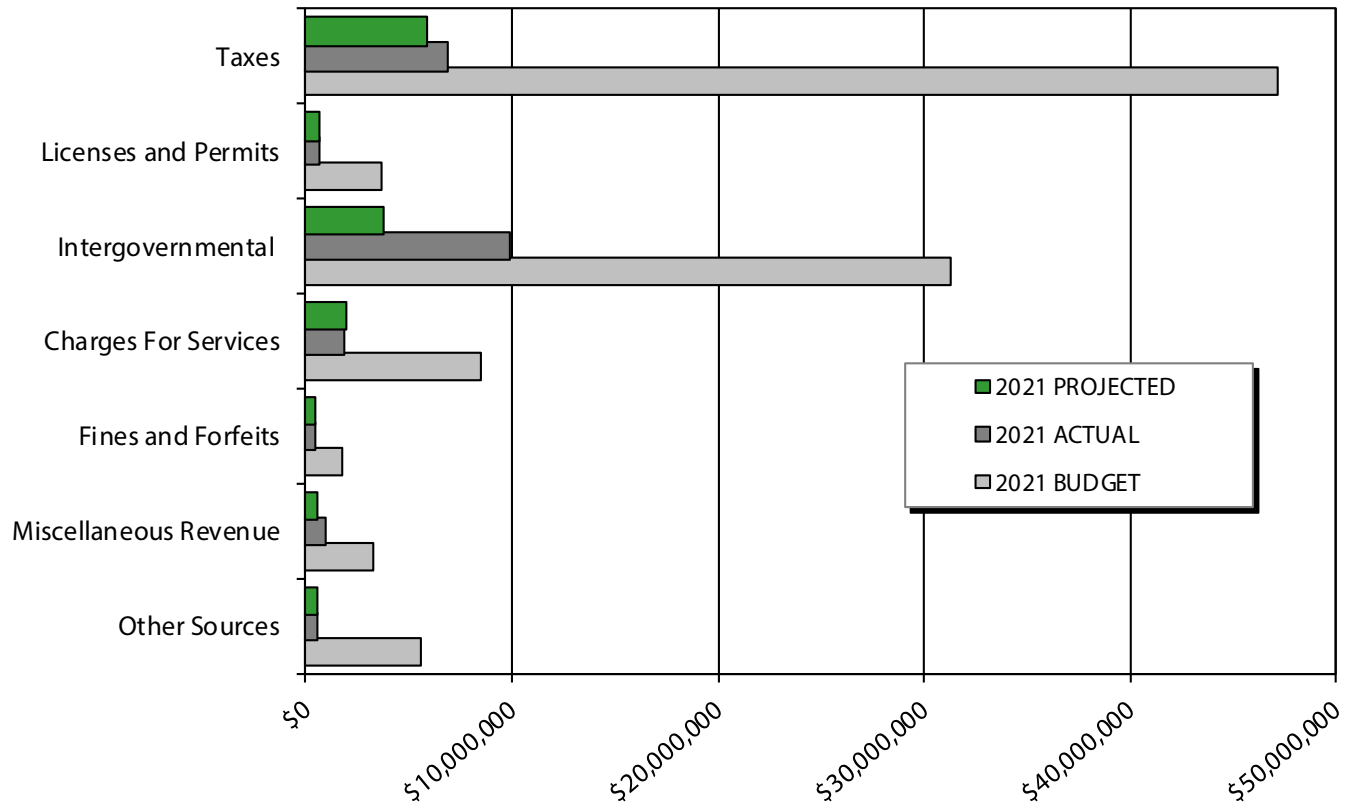
The current estimated 2021 General Fund ending fund balance is projected to be approximately \$19.4 million.

# Whatcom County First Quarter 2021 Financial Report

For the Quarter Ended March 31, 2021



## General Fund Revenue - Budget vs. Actual



	2021 Budget Adopted	2021 Budget Supp'ls	2021 Budget Amended	Actual as of 3/31/2021	% Collected To Date	Projected as of 3/31/2021
Taxes	49,250,539	(2,065,535)	47,185,004	6,887,814	14.60%	5,879,656
Licenses and Permits	3,802,909	(128,792)	3,674,117	676,830	18.42%	663,697
Intergovernmental	15,544,583	15,704,617	31,249,200	9,902,772	31.69%	3,786,420
Charges For Services	7,900,910	580,249	8,481,159	1,888,964	22.27%	1,951,120
Fines and Forfeits	2,010,400	(222,100)	1,788,300	503,975	28.18%	450,638
Miscellaneous Revenue	4,642,482	(1,346,252)	3,296,230	926,222	28.10%	537,311
Other Sources	5,510,808	88,071	5,598,879	584,797	10.44%	548,704
<b>Total Revenue</b>	<b>88,662,631</b>	<b>12,610,258</b>	<b>101,272,889</b>	<b>21,371,374</b>	<b>21.10%</b>	<b>13,817,546</b>

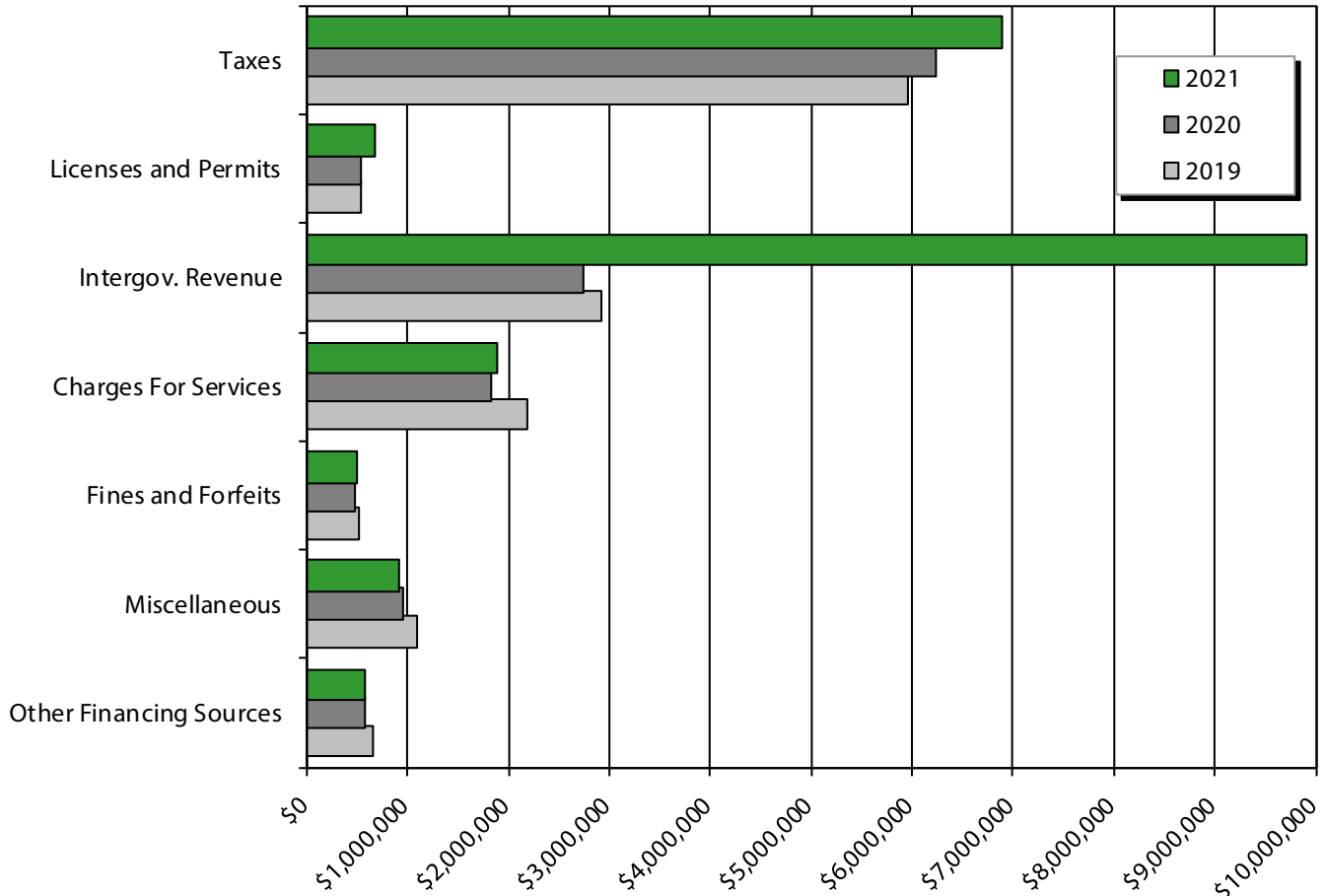
See pages 4 and 5 for General Fund Revenue Notes.

# Whatcom County First Quarter 2021 Financial Report

For the Quarter Ended March 31, 2021



## General Fund Revenue to Date - Compared to Prior Years



	2019	2020	2021
Taxes	5,956,640	6,230,348	6,887,814
Licenses and Permits	536,084	546,223	676,830
Intergov. Revenue	2,930,428	2,749,179	9,902,772
Charges For Services	2,197,302	1,823,531	1,888,964
Fines and Forfeits	526,380	476,471	503,975
Miscellaneous	1,101,506	952,667	926,222
Other Financing Sources	650,187	583,009	584,797
<b>Total Revenue</b>	<b>13,898,527</b>	<b>13,361,428</b>	<b>21,371,374</b>

See pages 4 and 5 for General Fund Revenue Notes.

# Whatcom County First Quarter 2021 Financial Report

For the Quarter Ended March 31, 2021



## General Fund Revenue Notes

### Taxes

*Property tax and retail sales tax make up 99.3% of Whatcom County's tax revenue budget.*

Property tax revenues are \$241,711 more than first quarter 2020 amounts. Property tax collections vary from year to year based on new construction added to the tax rolls and timing of current and delinquent payments. There have been no property tax rate increases. Current year sales tax collections are up 9.2%, or \$415,690, as compared to last year's first quarter collections. Prior year sales taxes were affected by the onset of COVID during March 2020. Since then, retail sales have rebounded and the County benefits from internet sales delivered directly to unincorporated residents.

### Licenses & Permits

*Building permits account for 39.2% of "Licenses & Permits" budget. Health Department restaurant, food-handling, on-site septic and other miscellaneous health-related licenses and permits make up 38% of the budget. Cable franchise fee revenues are 19.5% and marriage licenses, firearm permits, well permits, and fire control permits account for the remaining 3.3%.*

License and Permit Fees are \$130,607, or 23.9%, more than amounts collected during first quarter 2020. Restaurant permits, on-site septic applications, and firearms permits are presenting significant increases over first quarter 2020.

### Intergovernmental Revenue

*"Intergovernmental Revenue" is mainly federal and state grants, entitlements and shared revenues.*

Revenues collected as of quarter end are \$7,153,593 higher than first quarter 2020. The majority of that increase, \$6.9 million, is due to the receipt of a COVID-related emergency rental assistance grant which is being passed through on a subaward contract to the Opportunity Council. The remaining increases are from state entitlements and other grant activities.

### Charges for Services

*"Charges for Services" include document recording fees (Auditor), motor vehicle license fees (Auditor), plan check fees (Planning & Development Services), adult probation fees (District Court Probation), immunizations (Health Department), fees charged to other governments for probation and law enforcement-related services and several other miscellaneous service fees that help cover the costs of providing specific services used by individual customers.*

Overall, Charges for Services increased \$65,433, or 3.6%, over first quarter 2020. Activities that increased significantly are auditor filing and real estate excise tax (REET) processing fees. Document filings are up due to loan refinancing and REET due to an active real estate market. Sheriff's Office reimbursable overtime is up, as well as payments on municipal probation contracts. Auditor licensing fees are down due to changes in how fees are accounted for. Rifle range and adult probation fees are down.

# Whatcom County First Quarter 2021 Financial Report

For the Quarter Ended March 31, 2021



## General Fund Revenue Notes, continued

### Fines and Forfeits

*"Fines and Forfeits" consist principally of property tax penalties, traffic infraction revenue, and criminal traffic misdemeanor penalties. It also includes bail/bond forfeitures, code enforcement fines, public defense recoupment and other miscellaneous criminal costs and penalties.*

Fines and Forfeits revenues have increased \$27,504 over first quarter 2020 amounts. This is mainly due to an increased amount of property tax penalties collected.

### Miscellaneous

*"Miscellaneous" revenues are made up of delinquent property tax interest earnings, investment interest earnings, rents, contributions, refunds, and various small, otherwise unclassified, amounts.*

Miscellaneous revenues are down \$26,445 under first quarter 2020 amounts. Investment earnings are down \$227,366, or 39%, due to falling interest rates. Property tax interest collections are up \$104,000 and Parks' cabin and campsite rental reservations are up \$80,000.

### Other Financing Sources

*The "Other Financing Sources" revenue budget is composed of state timber revenues (6.6%) and transfers from other Whatcom County funds (93.4%).*

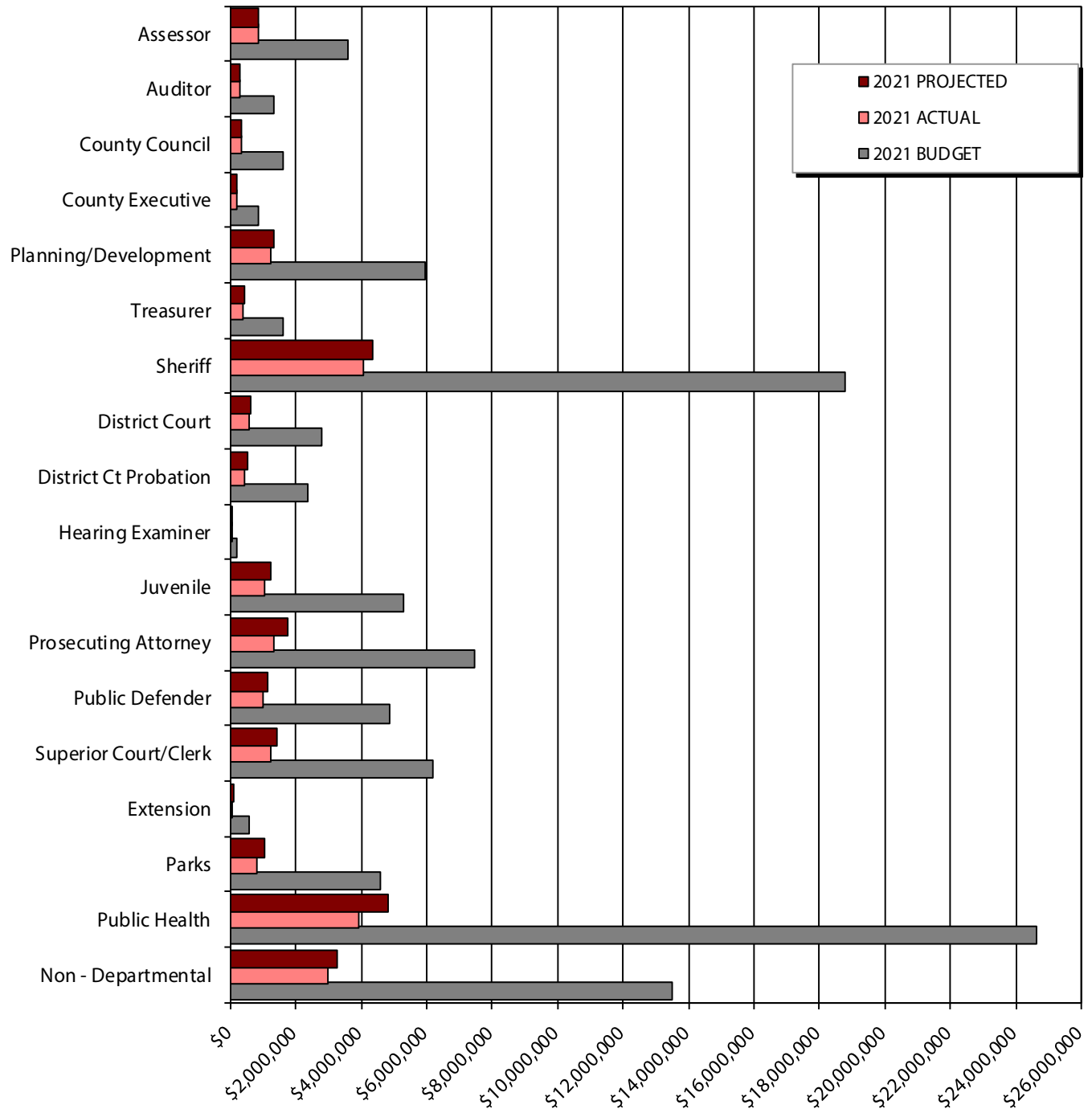
The Other Financing Sources category is within \$2,000 of first quarter 2020 amounts.

# Whatcom County First Quarter 2021 Financial Report

For the Quarter Ended March 31, 2021



## General Fund Expenditures - Budget vs. Actual



See page 7 for chart detail and page 9 for General Fund Expenditure Notes.

# Whatcom County First Quarter 2021 Financial Report

For the Quarter Ended March 31, 2021



## General Fund Expenditures - Budget vs. Actual

	Adopted 2021 Budget	Budget Supp'ls	Amended Budget	Actual as of 3/31/21	% Expended To Date	Projected as of 3/31/21
Assessor	3,498,852	77,791	3,576,643	835,552	23.36%	854,353
Auditor	1,326,551		1,326,551	299,521	22.58%	306,322
County Council	1,553,420	42,667	1,596,087	357,446	22.40%	363,119
County Executive	865,581		865,581	183,593	21.21%	199,800
Planning & Development	5,756,829	198,020	5,954,849	1,225,756	20.58%	1,348,251
Treasurer	1,621,639		1,621,639	405,217	24.99%	436,379
Sheriff	18,231,845	562,716	18,794,561	4,087,696	21.75%	4,356,367
District Court	2,769,676		2,769,676	586,490	21.18%	637,918
District Court Probation	2,362,655	28,200	2,390,855	450,264	18.83%	540,284
Hearing Examiner	217,611		217,611	50,128	23.04%	51,932
Juvenile	5,298,266		5,298,266	1,028,289	19.41%	1,221,478
Prosecuting Attorney	7,466,953		7,466,953	1,332,860	17.85%	1,751,645
Public Defender	4,686,431	172,947	4,859,378	1,007,804	20.74%	1,124,952
Superior Court/Clerk	6,184,194		6,184,194	1,222,321	19.77%	1,435,046
Extension	559,874		559,874	63,215	11.29%	85,121
Park	4,523,557	82,608	4,606,165	829,464	18.01%	1,058,382
Public Health	15,563,026	9,052,139	24,615,165	3,947,624	16.04%	4,808,970
Non - Departmental	11,906,852	1,614,927	13,521,779	2,986,725	22.09%	3,266,347
<b>Total General Fund Exp</b>	<b>94,393,812</b>	<b>11,832,015</b>	<b>106,225,827</b>	<b>20,899,965</b>	<b>19.68%</b>	<b>23,846,666</b>

See page 9 for General Fund Expenditure Notes.

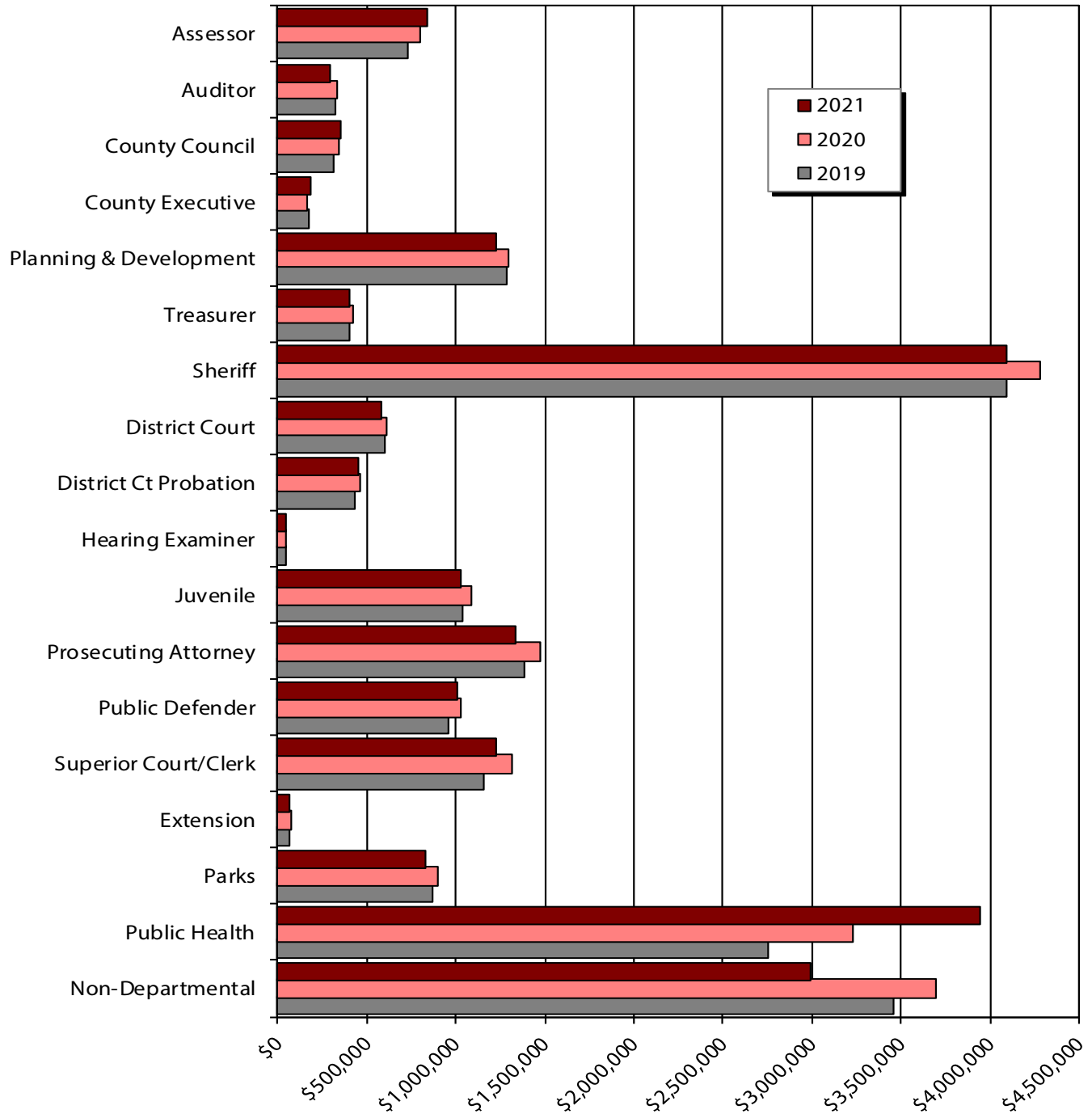


# Whatcom County First Quarter 2021 Financial Report

For the Quarter Ended March 31, 2021



## General Fund Expenditures - Compared to Prior Years



See page 9 for chart detail and General Fund Expenditure Notes.

# Whatcom County First Quarter 2021 Financial Report

For the Quarter Ended March 31, 2021



## General Fund Expenditures - Compared to Prior Years

	2019	2020	2021
Assessor	728,442	805,017	835,552
Auditor	323,258	331,573	299,521
County Council	316,878	349,285	357,446
County Executive	178,315	163,994	183,593
Planning & Development	1,284,374	1,299,531	1,225,756
Treasurer	406,853	427,763	405,217
Sheriff	4,089,756	4,279,543	4,087,696
District Court	597,594	610,375	586,490
District Ct Probation	437,926	463,508	450,264
Hearing Examiner	47,838	51,446	50,128
Juvenile	1,043,401	1,091,097	1,028,289
Prosecuting Attorney	1,389,403	1,474,322	1,332,860
Public Defender	955,788	1,032,019	1,007,804
Superior Court /Clerk	1,159,861	1,314,917	1,222,321
Extension	72,049	72,481	63,215
Parks	874,175	898,294	829,464
Public Health	2,756,623	3,224,720	3,947,624
Non-Departmental	3,461,035	3,697,840	2,986,725
<b>TOTAL</b>	<b>20,123,569</b>	<b>21,587,725</b>	<b>20,899,965</b>

## General Fund Expenditure Notes

Overall expenditures for the General Fund at the end of the first quarter were 19.68% of the approved budget, which is moderately less than prior years. Departmental spending was within budget expectations. The Health Department has recently received large COVID-related grants and spending will be accelerated in later quarters.

# Whatcom County First Quarter 2021 Financial Report

For the Quarter Ended March 31, 2021



## General Fund Conclusion

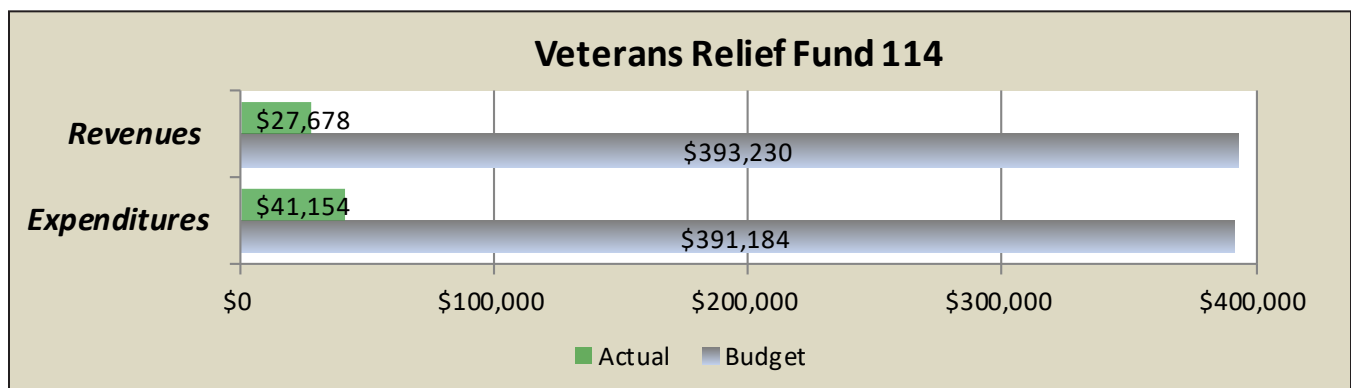
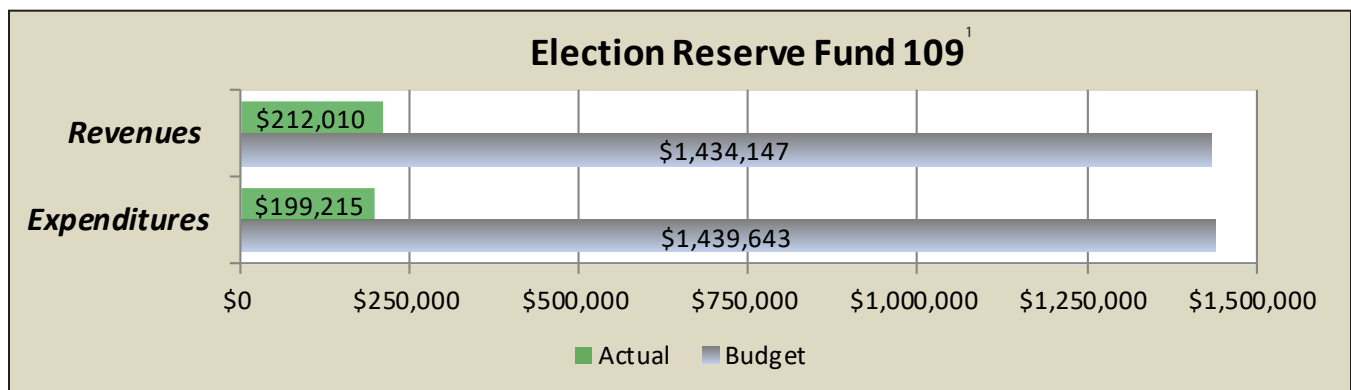
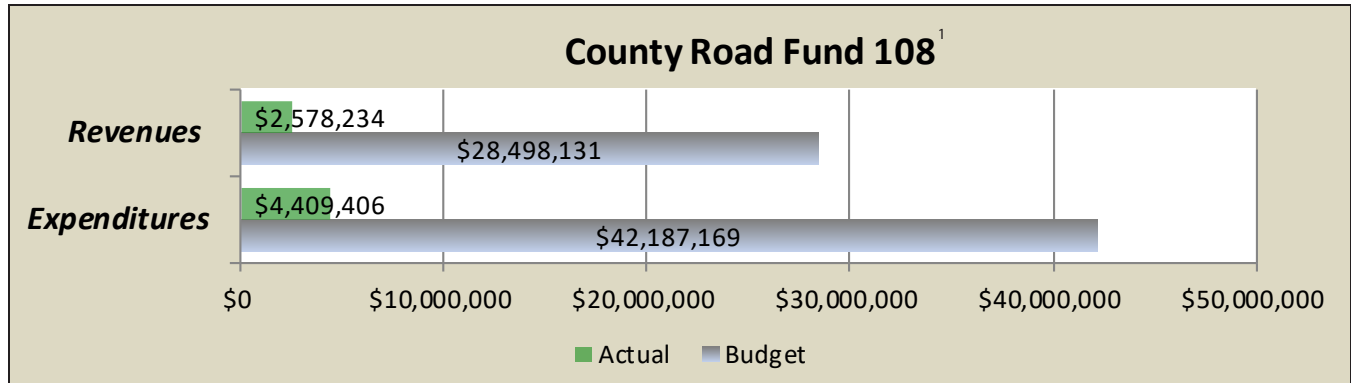
	<u>Projected</u>
<b>Beginning Fund Balance 1/1/21</b>	<u>19,056,796</u>
<b>Revenues</b>	
Budgeted Revenues 2021	88,662,631
Continuing Appropriations from 2020	803,107
Supplemental Budgets 2021	<u>11,807,151</u>
<b>Total Revenue</b>	<u>101,272,889</u>
<b>Expenditures</b>	
Budgeted Expenditures 2021	94,393,812
Continuing Appropriations from 2020	1,016,331
Supplemental Budgets 2021	<u>10,815,684</u>
<b>Total Expenditures</b>	<u>106,225,827</u>
<b>Expected Surplus (Deficit)</b>	(4,952,938)
<b>Other Considerations</b>	
Estimated Budget Lapse	<u>5,311,291</u>
<b>Projected Ending Fund Balance 12/31/21</b>	<u><u>19,415,149</u></u>

# Whatcom County First Quarter 2021 Financial Report

For the Quarter Ended March 31, 2021



## Special Revenue Funds and Other Funds



Note:

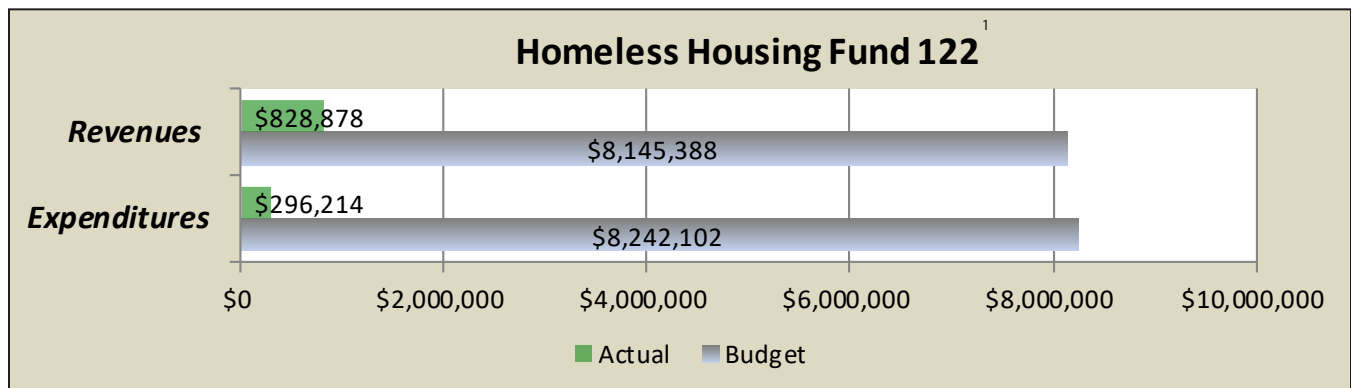
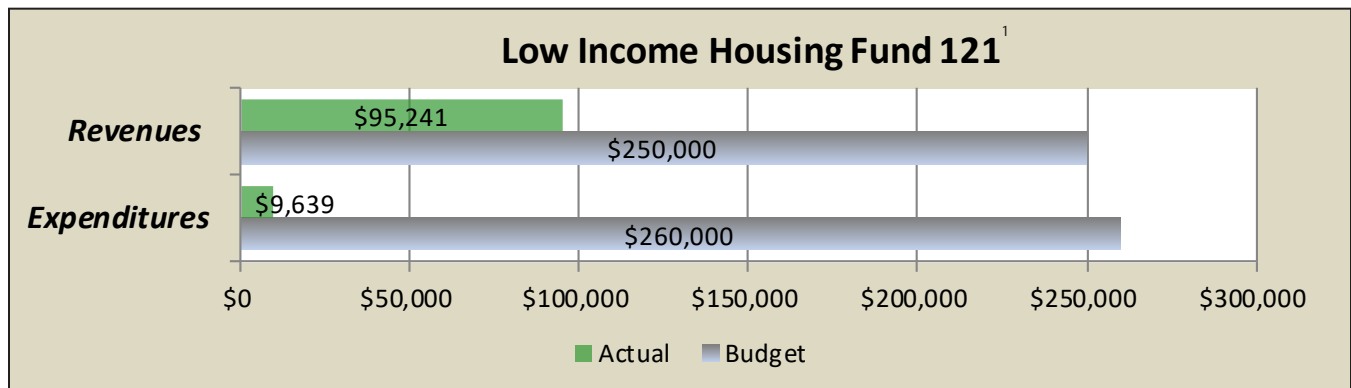
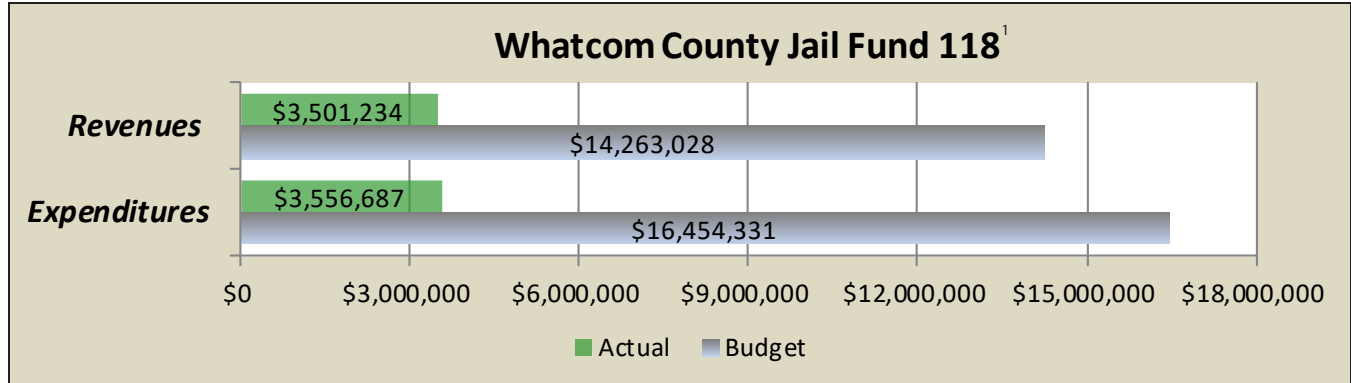
<sup>1</sup> Funds with larger expenditure budgets than revenue budgets anticipate adequate budget lapse or use of fund equity reserves.

# Whatcom County First Quarter 2021 Financial Report

For the Quarter Ended March 31, 2021



## Special Revenue Funds and Other Funds, continued



Note:

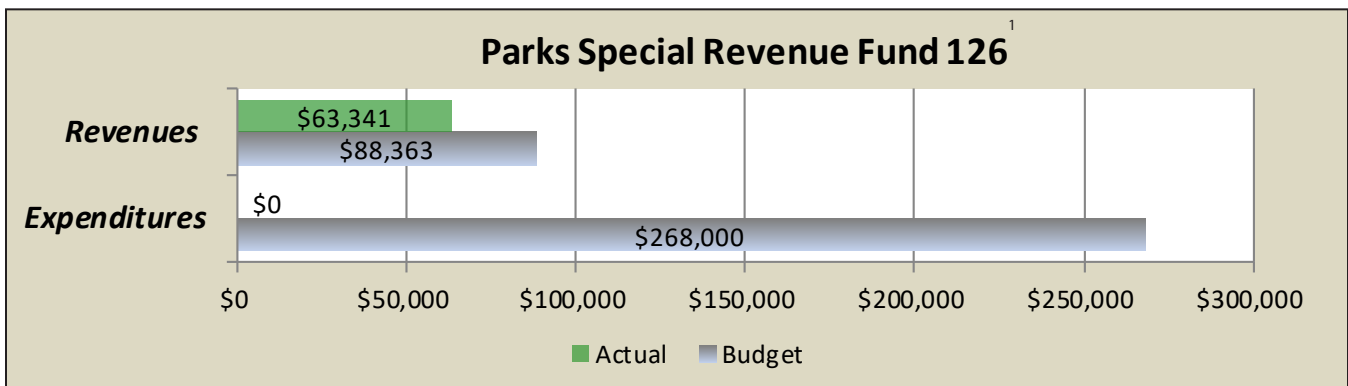
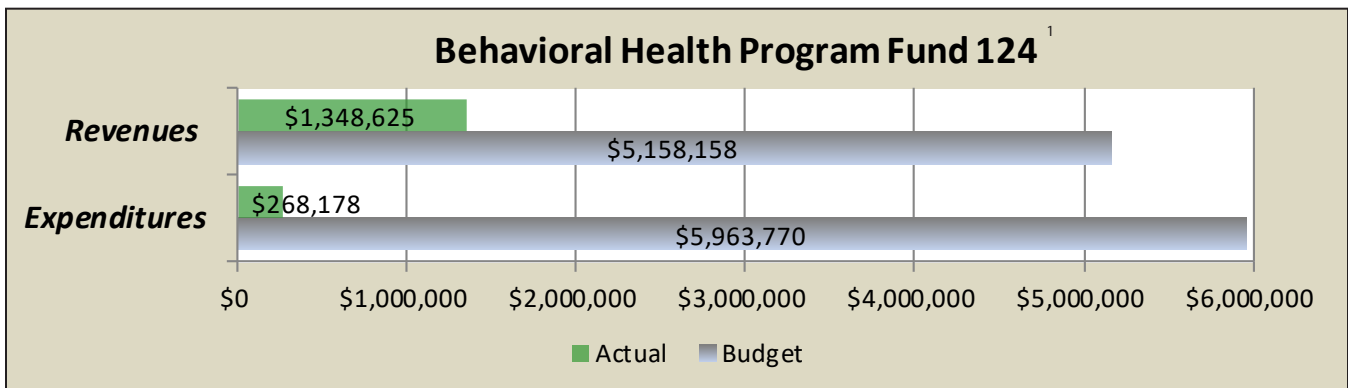
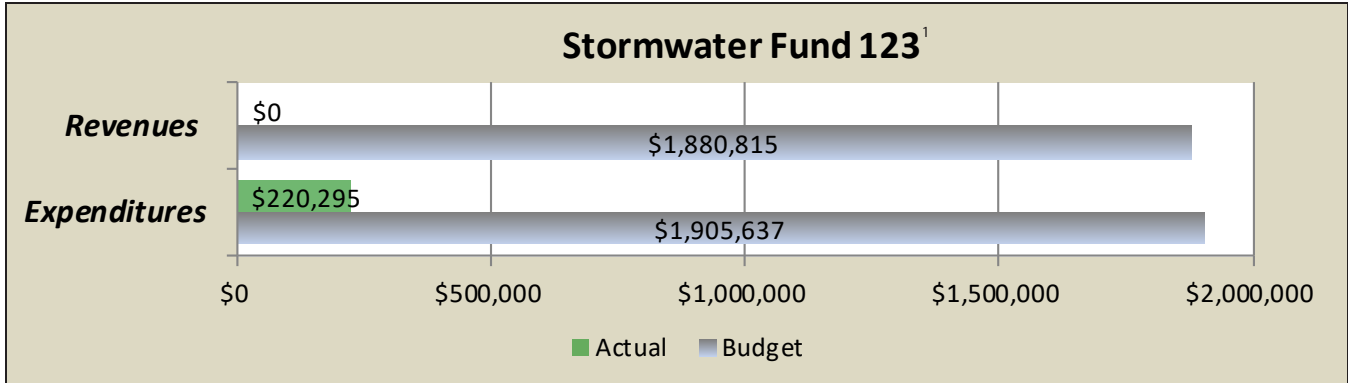
<sup>1</sup> Funds with larger expenditure budgets than revenue budgets anticipate adequate budget lapse or use of fund equity reserves.

# Whatcom County First Quarter 2021 Financial Report

For the Quarter Ended March 31, 2021



## Special Revenue Funds and Other Funds, continued



Note:

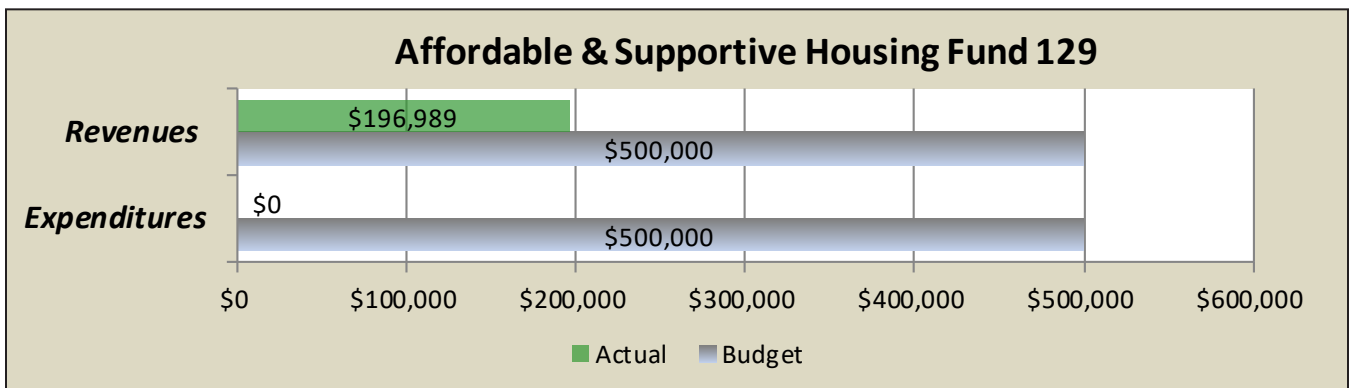
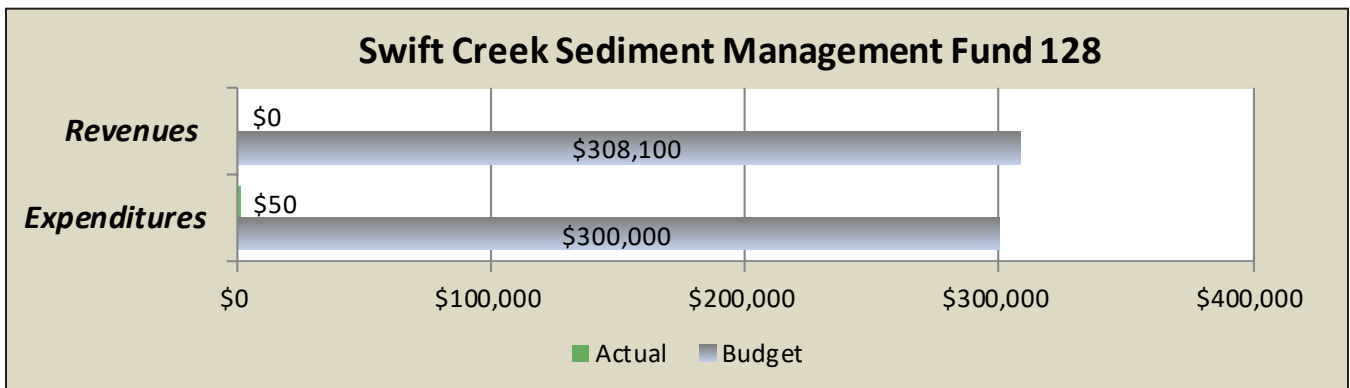

<sup>1</sup> Funds with larger expenditure budgets than revenue budgets anticipate adequate budget lapse or use of fund equity reserves.

# Whatcom County First Quarter 2021 Financial Report

For the Quarter Ended March 31, 2021



## Special Revenue Funds and Other Funds, continued

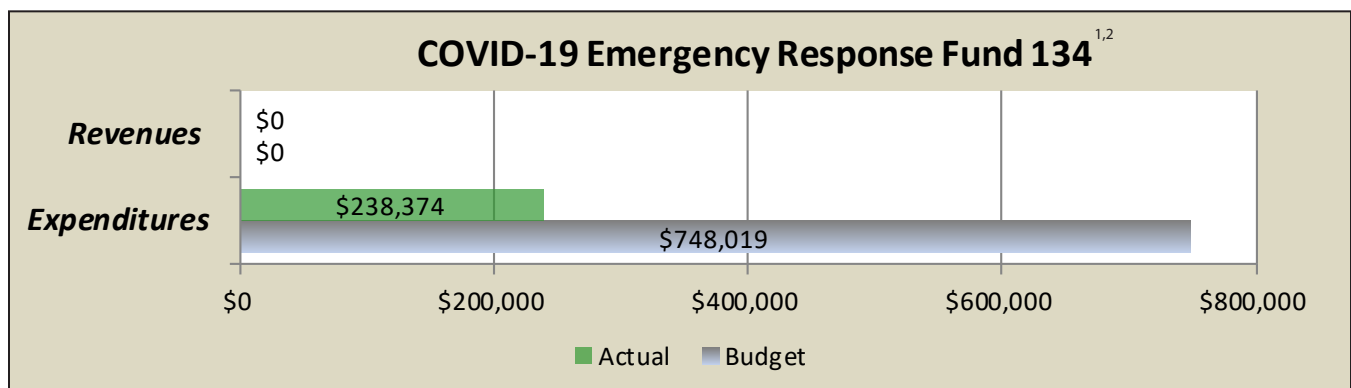
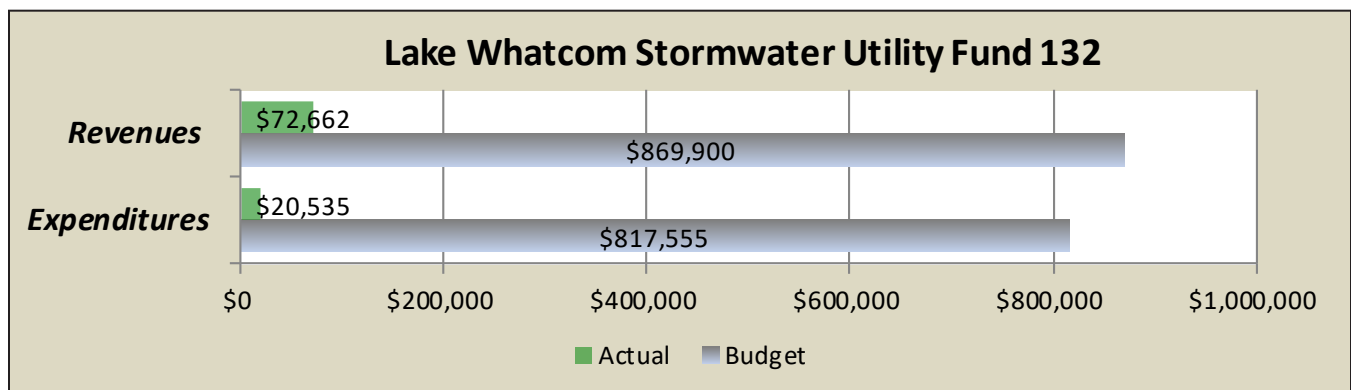
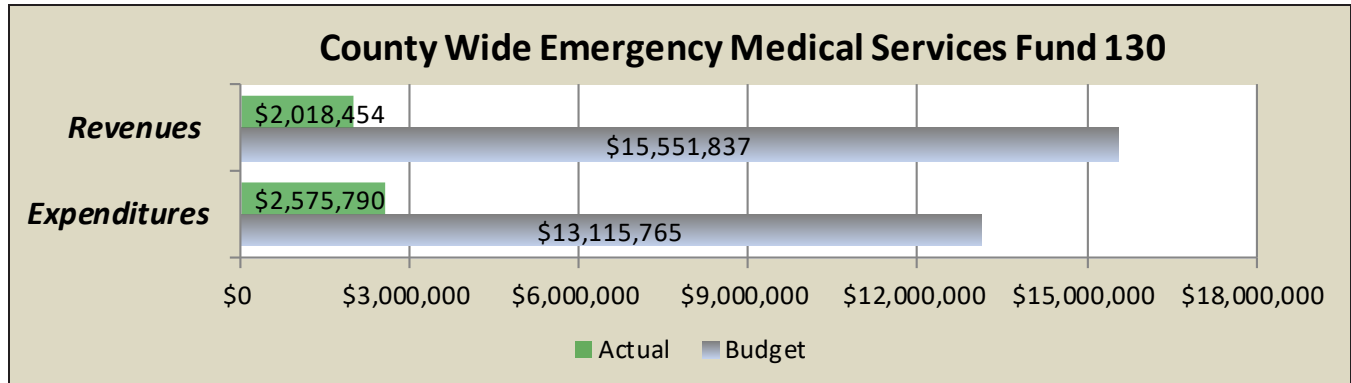


# Whatcom County First Quarter 2021 Financial Report

For the Quarter Ended March 31, 2021



## Special Revenue Funds and Other Funds, continued



Notes:

- <sup>1</sup> Funds with larger expenditure budgets than revenue budgets anticipate adequate budget lapse or use of fund equity reserves.
- <sup>2</sup> The COVID-19 Emergency Response Fund was established with a \$4 million loan from the EDI Fund. Although budgeted expenditures currently exceed budgeted revenues, we anticipate all expenditures from the fund will be reimbursed through the CARES Act.

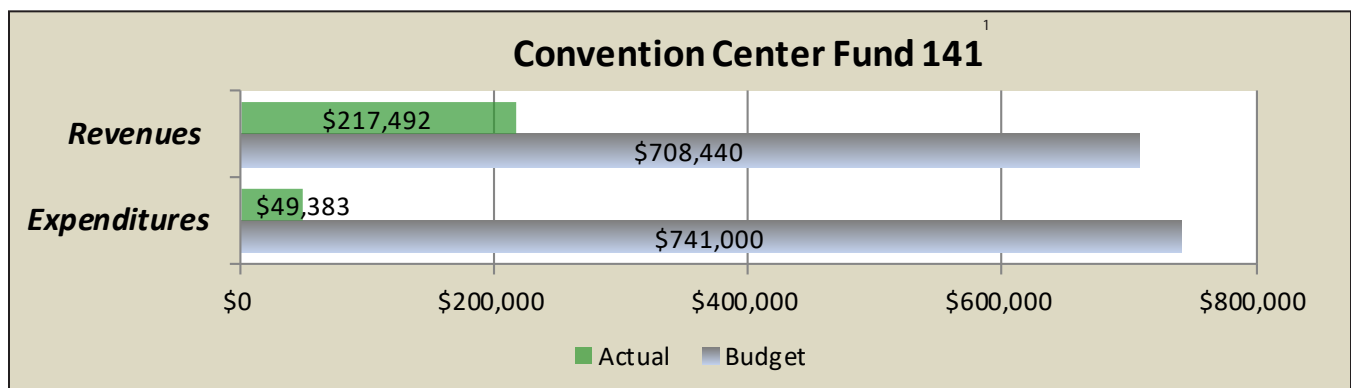
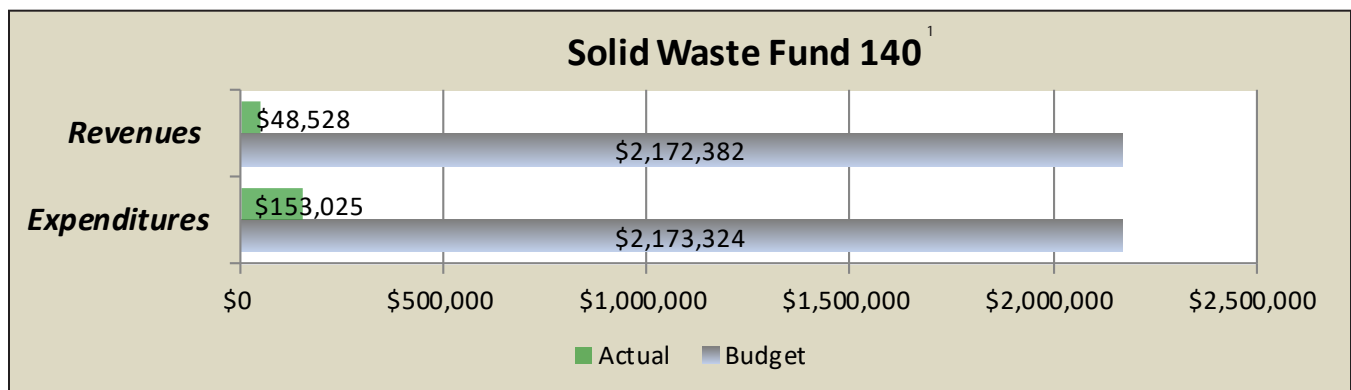
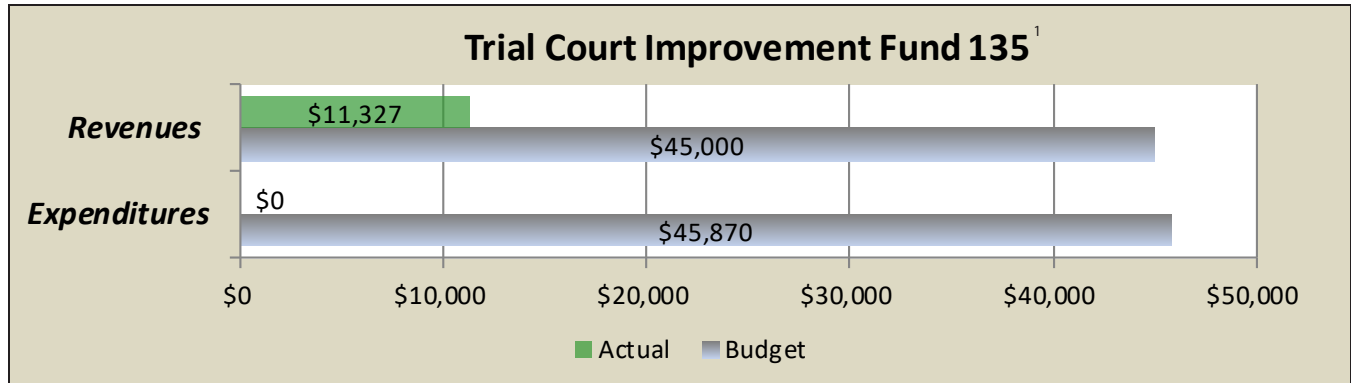


# Whatcom County First Quarter 2021 Financial Report

For the Quarter Ended March 31, 2021



## Special Revenue Funds and Other Funds, continued



Notes:

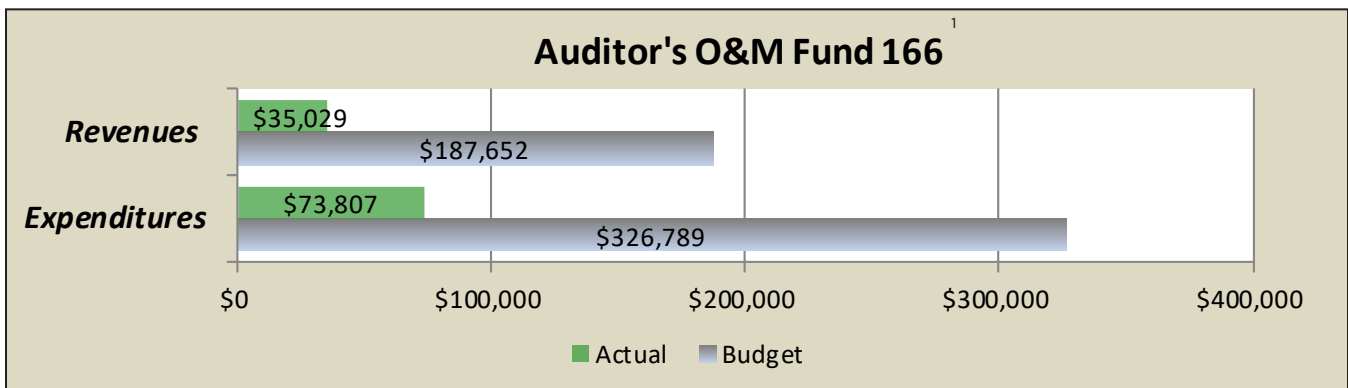
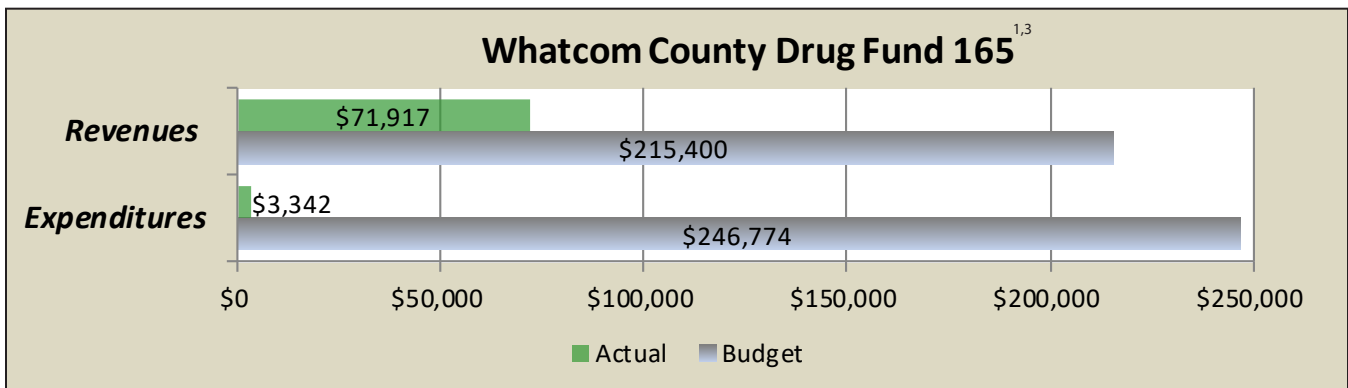
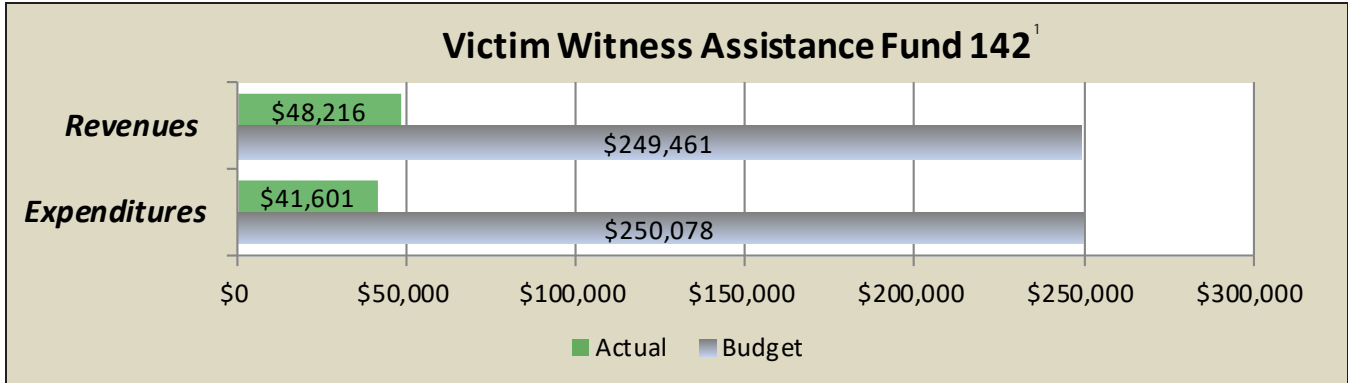
<sup>1</sup> Funds with larger expenditure budgets than revenue budgets anticipate adequate budget lapse or use of fund equity reserves.

# Whatcom County First Quarter 2021 Financial Report

For the Quarter Ended March 31, 2021



## Special Revenue Funds and Other Funds, continued



Notes:

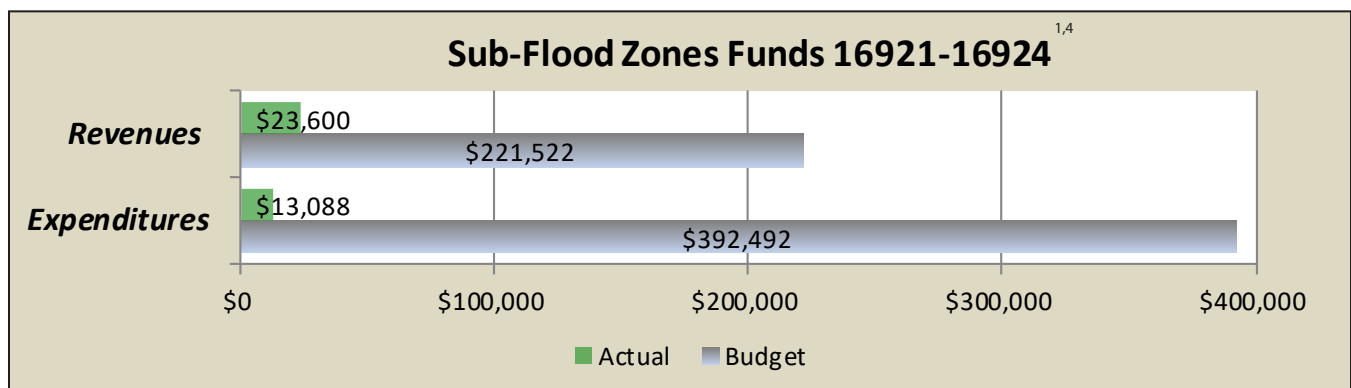
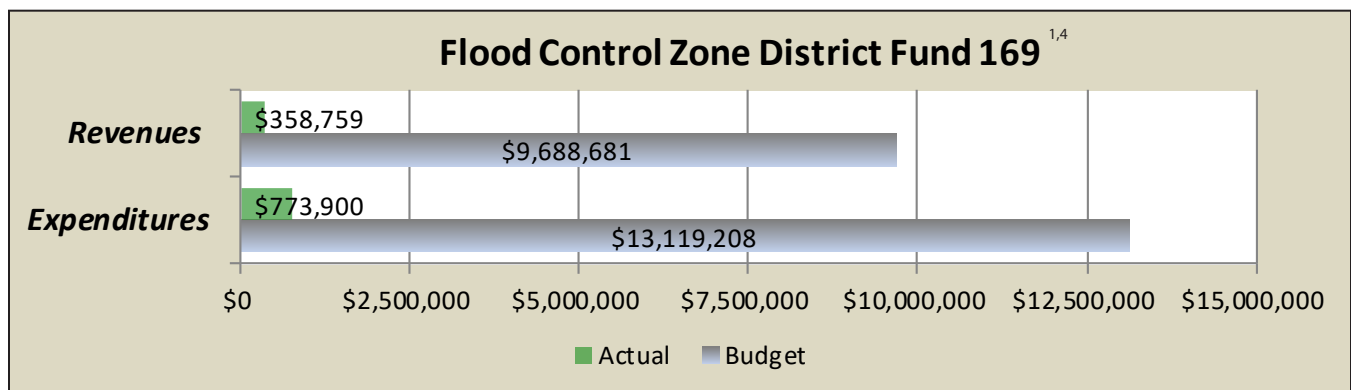
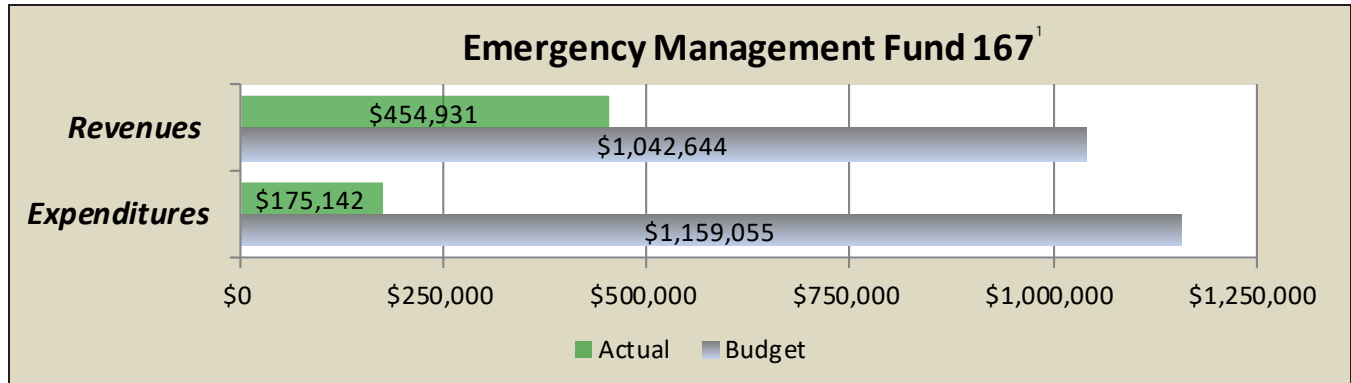
- <sup>1</sup> Funds with larger expenditure budgets than revenue budgets anticipate adequate budget lapse or use of fund equity reserves.
- <sup>3</sup> Drug Fund revenue is dependent on seizure activity and proceed sharing with other agencies. Therefore, revenue is unpredictable. The Fund's ability to incur expenditures is also dependent on receipt of seizure revenues.

# Whatcom County First Quarter 2021 Financial Report

For the Quarter Ended March 31, 2021



## Special Revenue Funds and Other Funds, continued



Notes:

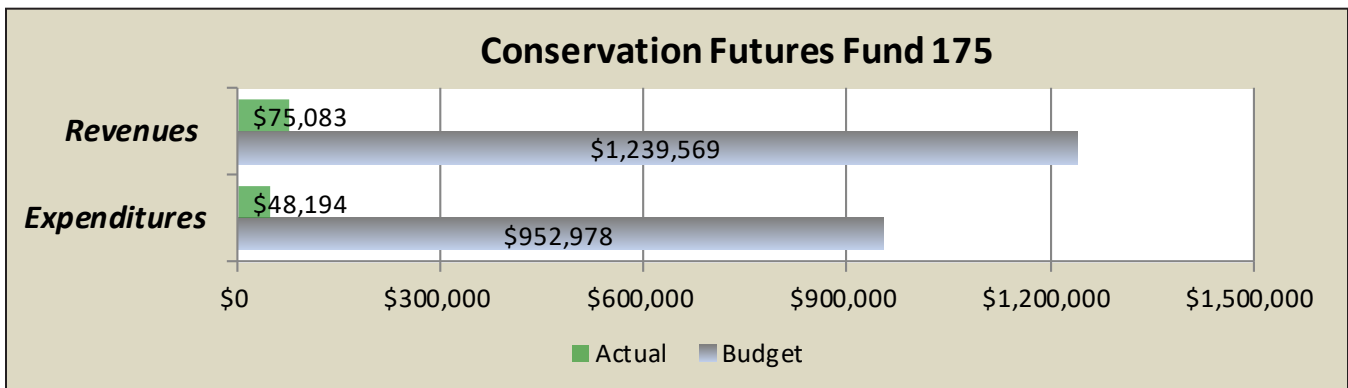

- <sup>1</sup> Funds with larger expenditure budgets than revenue budgets anticipate adequate budget lapse or use of fund equity reserves.
- <sup>4</sup> Flood and Sub Zones expenditures are project driven which are dependent on factors such as permitting, fish windows, and state funding.

# Whatcom County First Quarter 2021 Financial Report

For the Quarter Ended March 31, 2021



## Special Revenue Funds and Other Funds, continued



**Notes:**

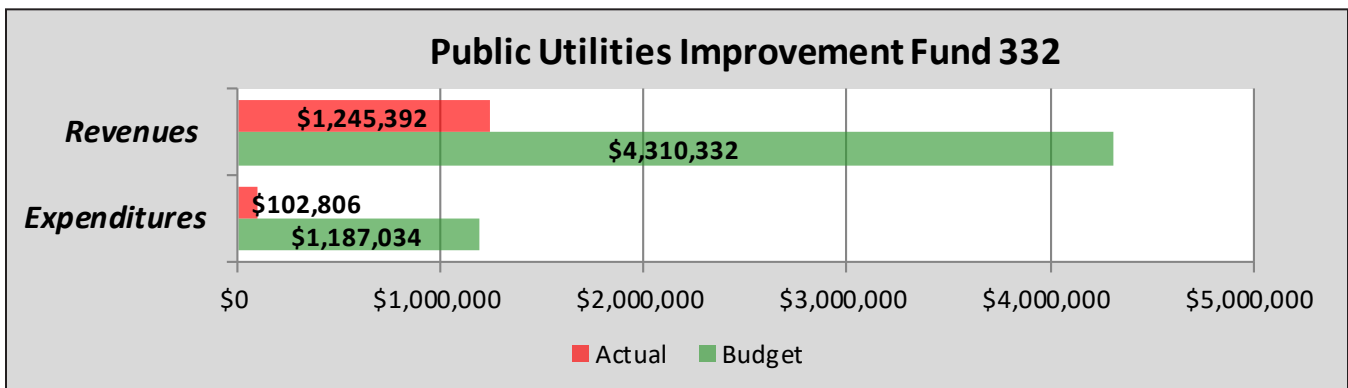
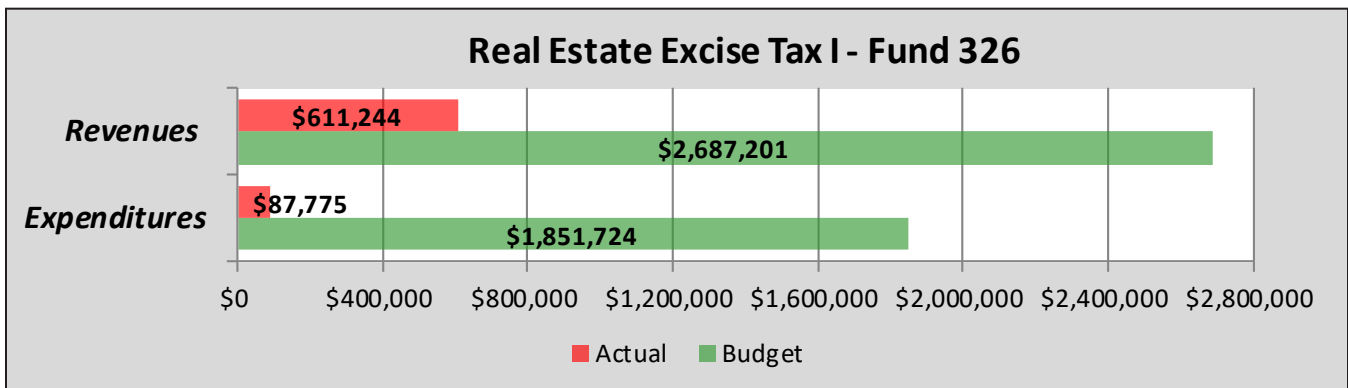
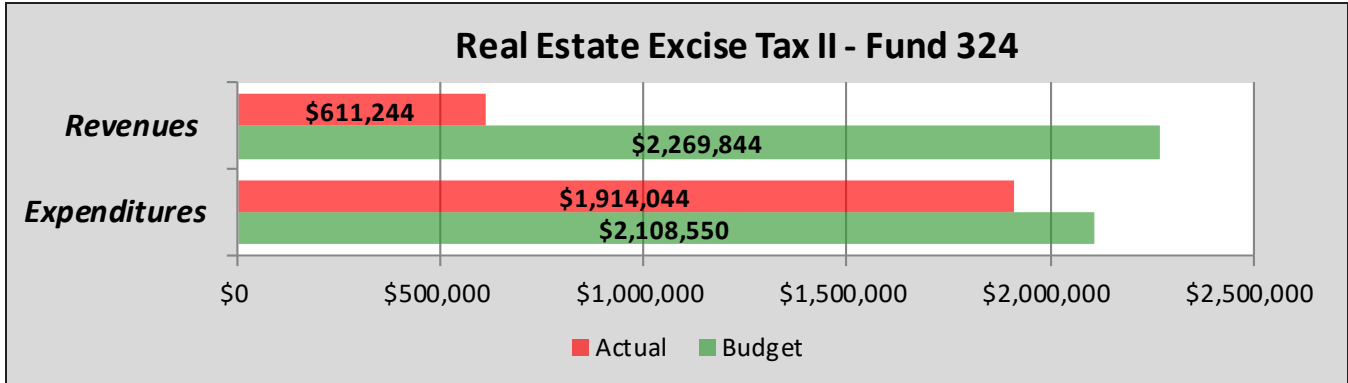
- <sup>1</sup> Funds with larger expenditure budgets than revenue budgets anticipate adequate budget lapse or use of fund equity reserves.
- <sup>4</sup> Flood and Sub Zones expenditures are project driven which are dependent on factors such as permitting, fish windows, and state funding.

# Whatcom County First Quarter 2021 Financial Report

For the Quarter Ended March 31, 2021



## Capital Project Funds

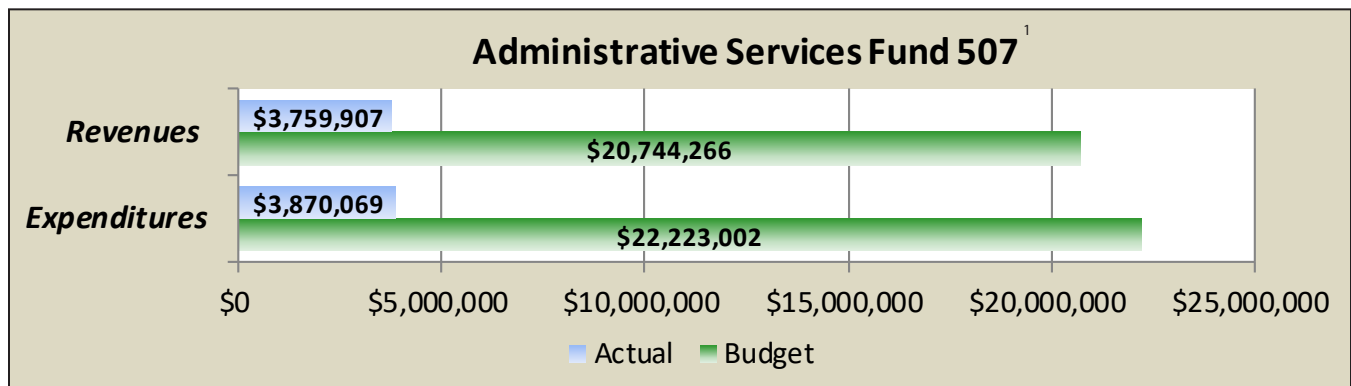
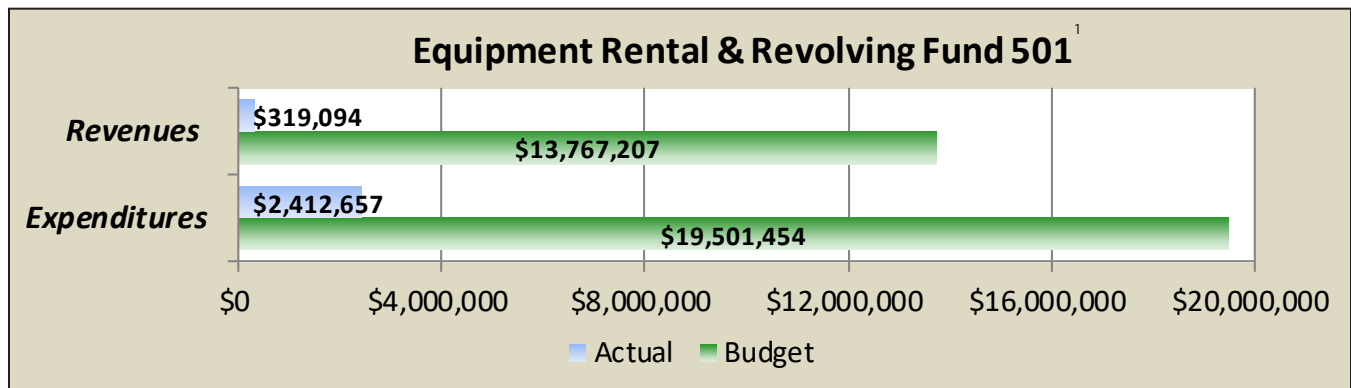



# Whatcom County First Quarter 2021 Financial Report

For the Quarter Ended March 31, 2021



## Enterprise and Internal Service Funds



Note:

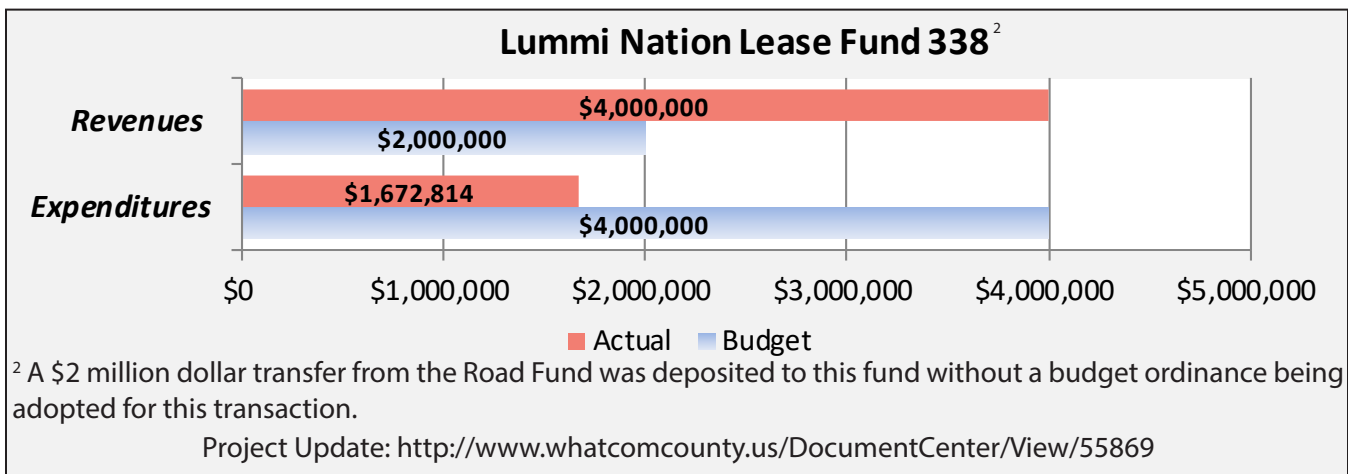
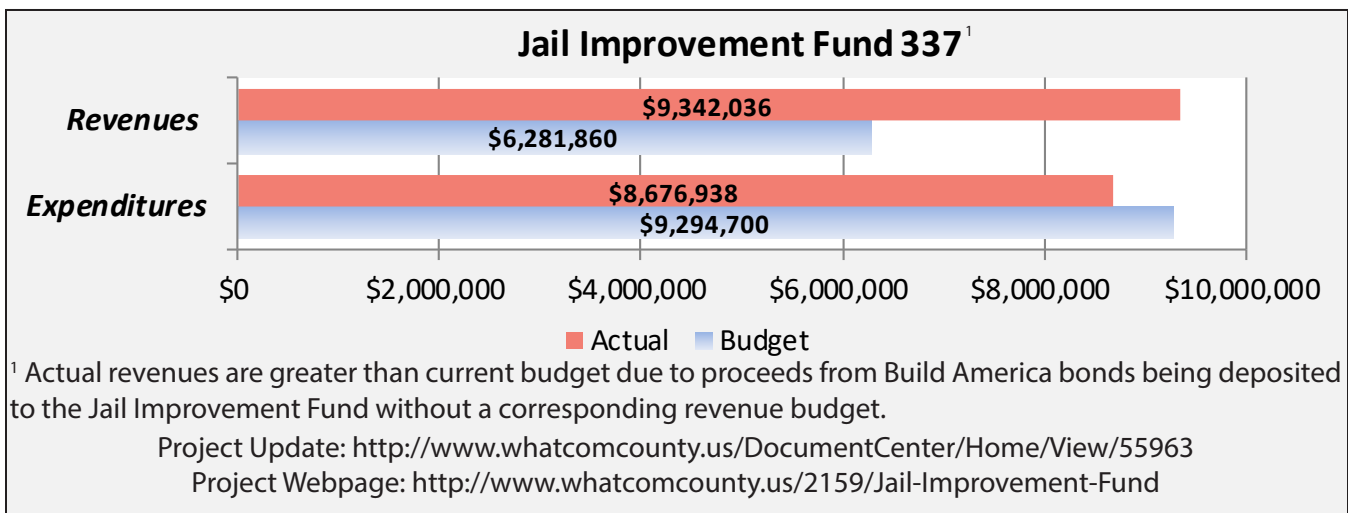
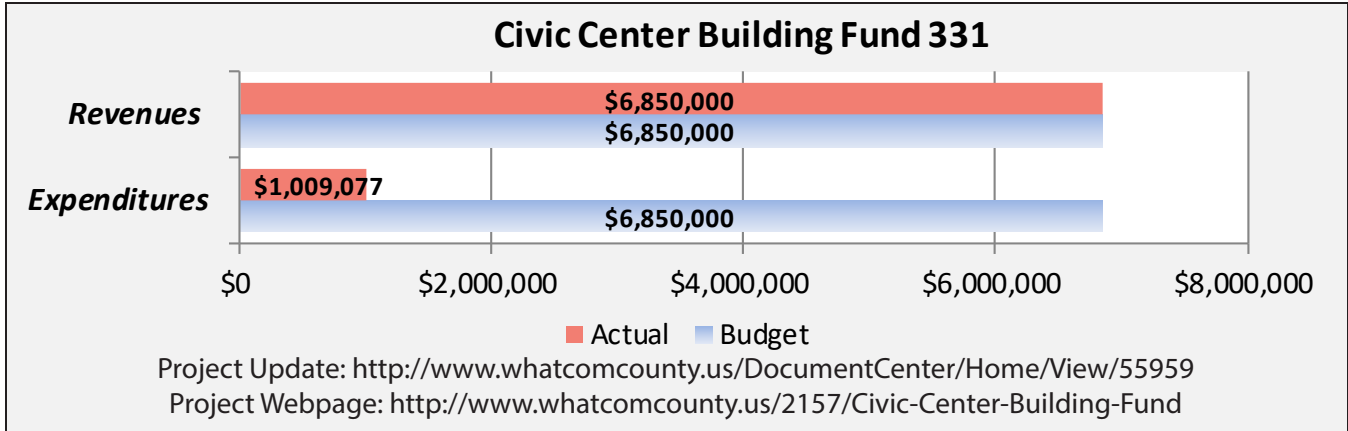
<sup>1</sup> Funds with larger expenditure budgets than revenue budgets anticipate adequate budget lapse or use of fund equity reserves.

# Whatcom County First Quarter 2021 Financial Report

For the Quarter Ended March 31, 2021



## Project Budget Funds

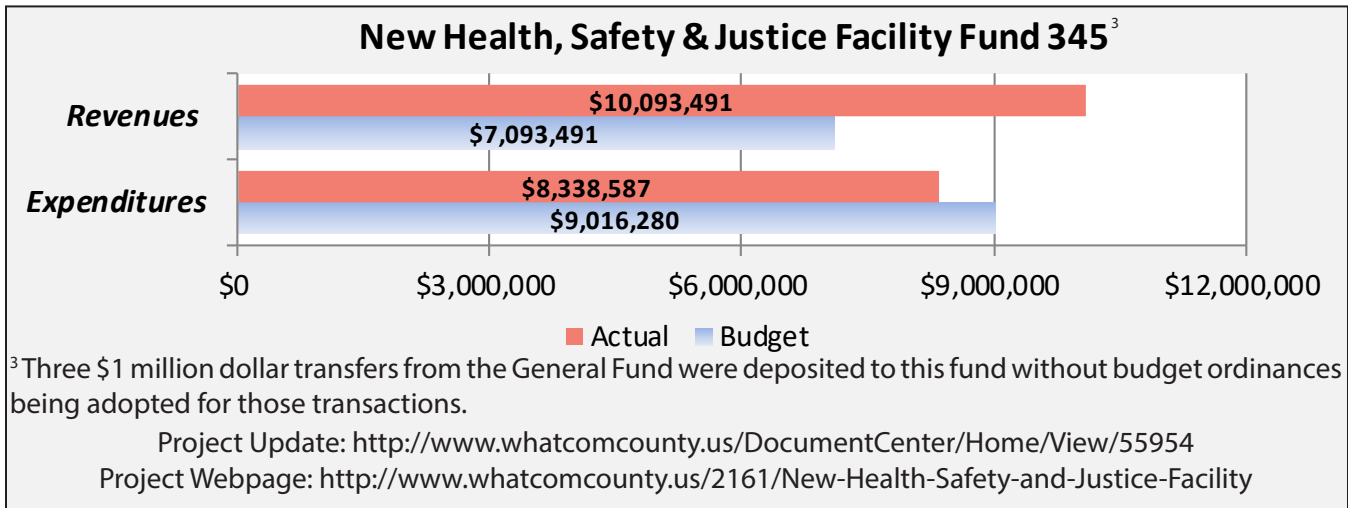
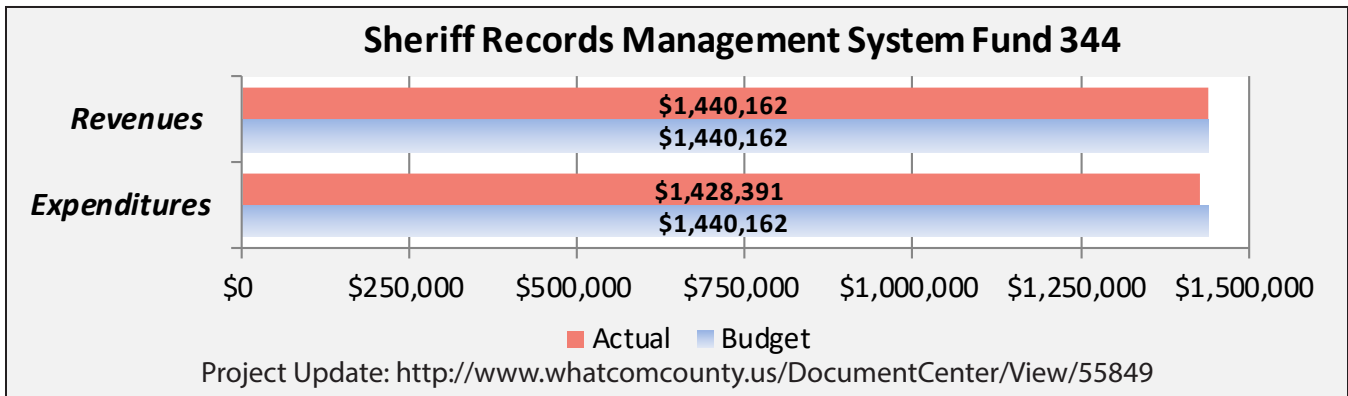
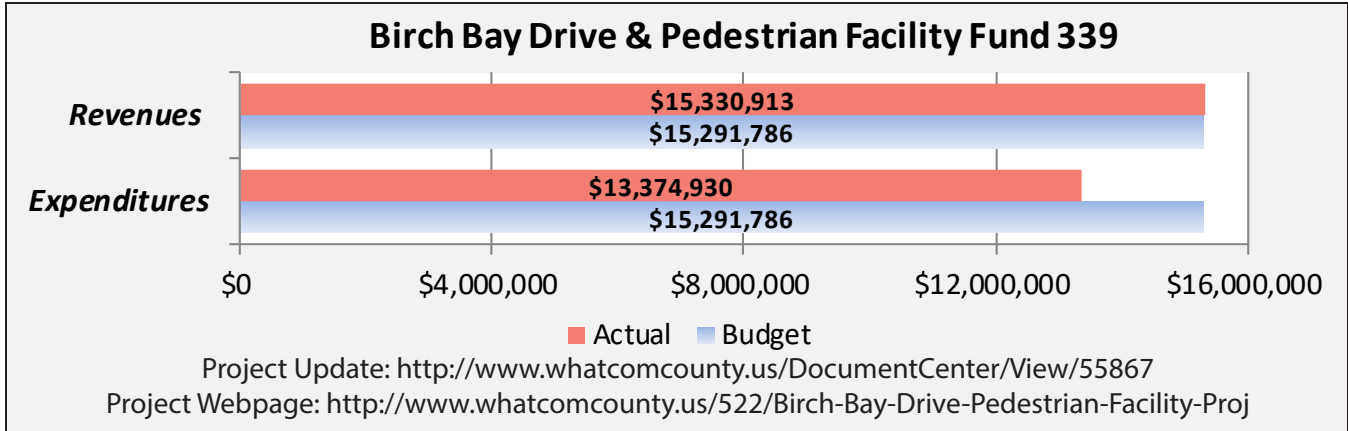


# Whatcom County First Quarter 2021 Financial Report

For the Quarter Ended March 31, 2021



## Project Budget Funds, continued



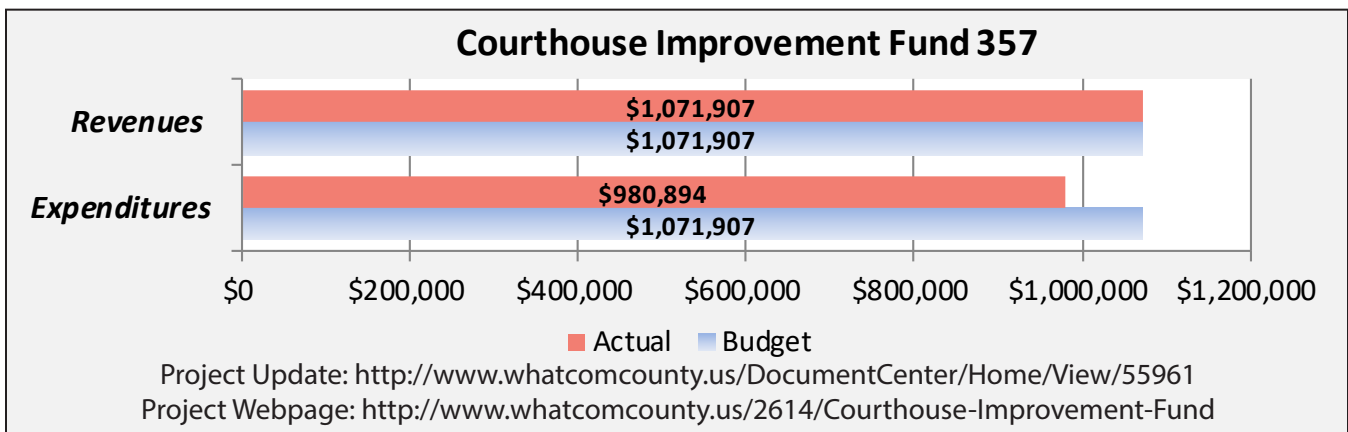
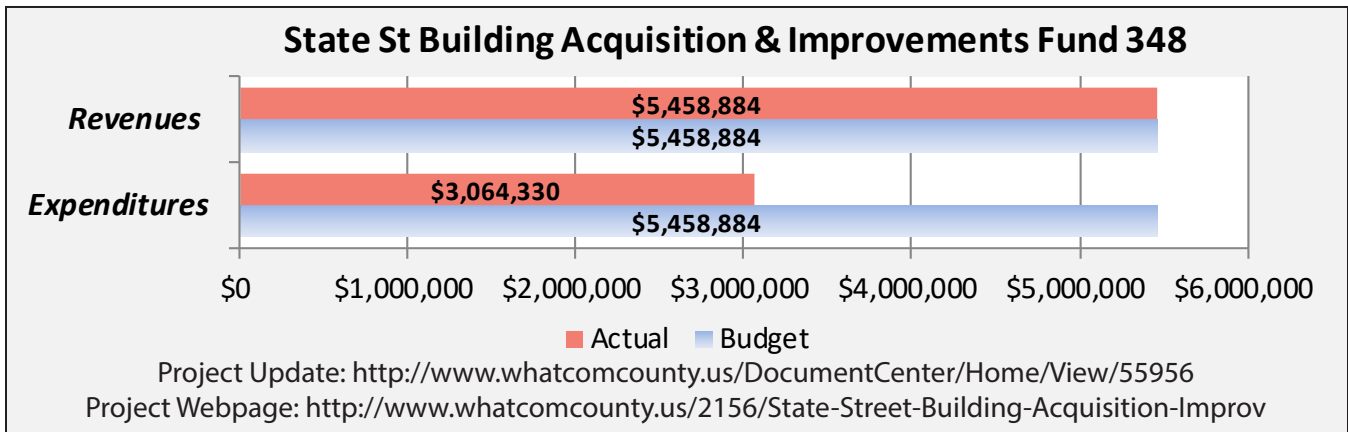
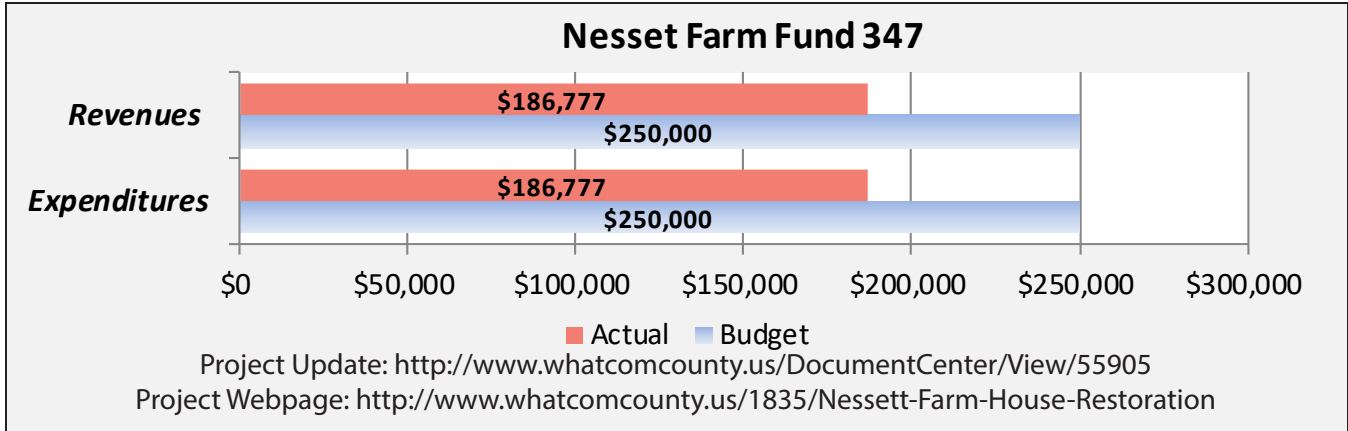


# Whatcom County First Quarter 2021 Financial Report

For the Quarter Ended March 31, 2021



## Project Budget Funds, continued

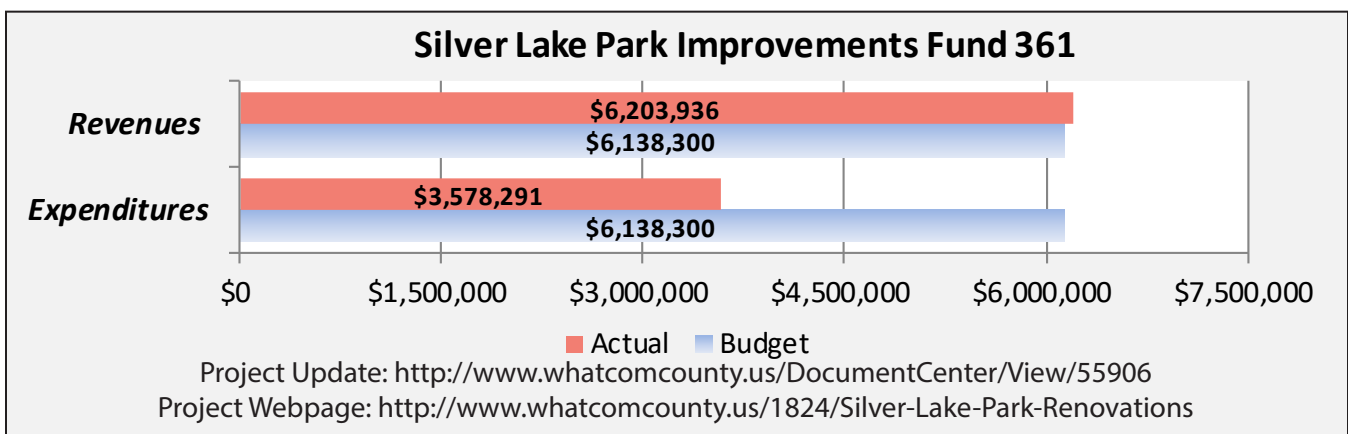
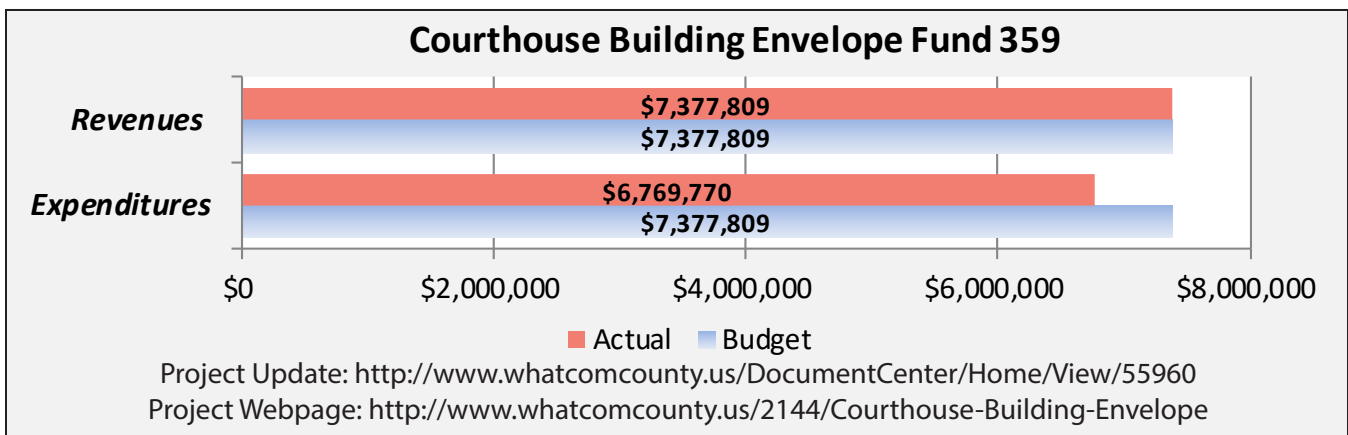
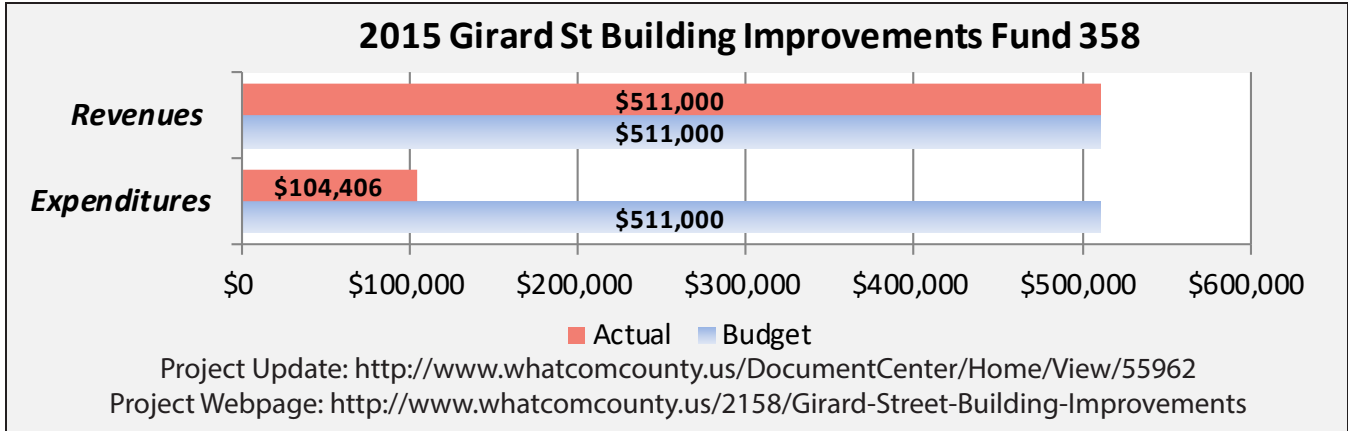


# Whatcom County First Quarter 2021 Financial Report

For the Quarter Ended March 31, 2021



## Project Budget Funds, continued

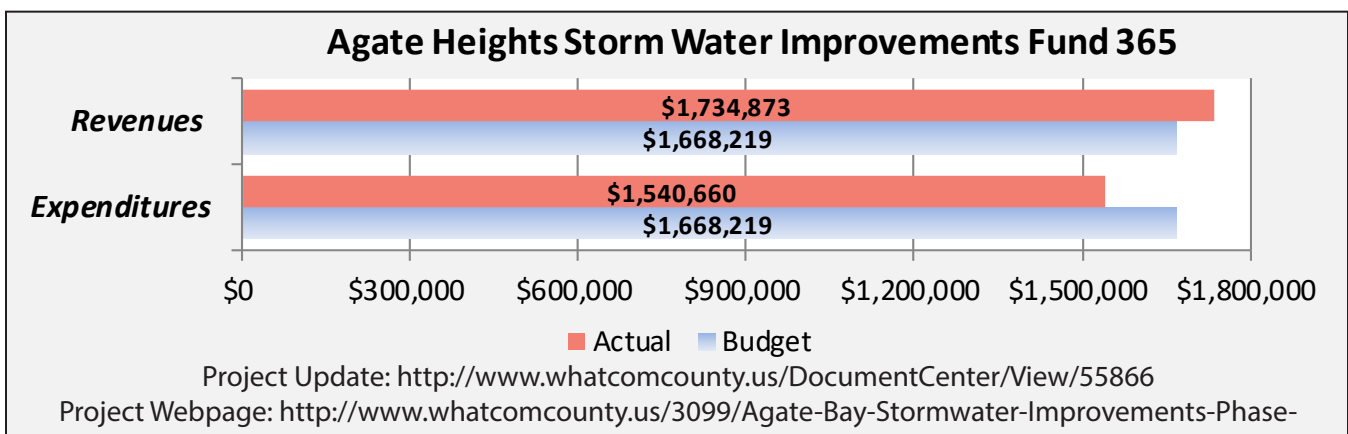
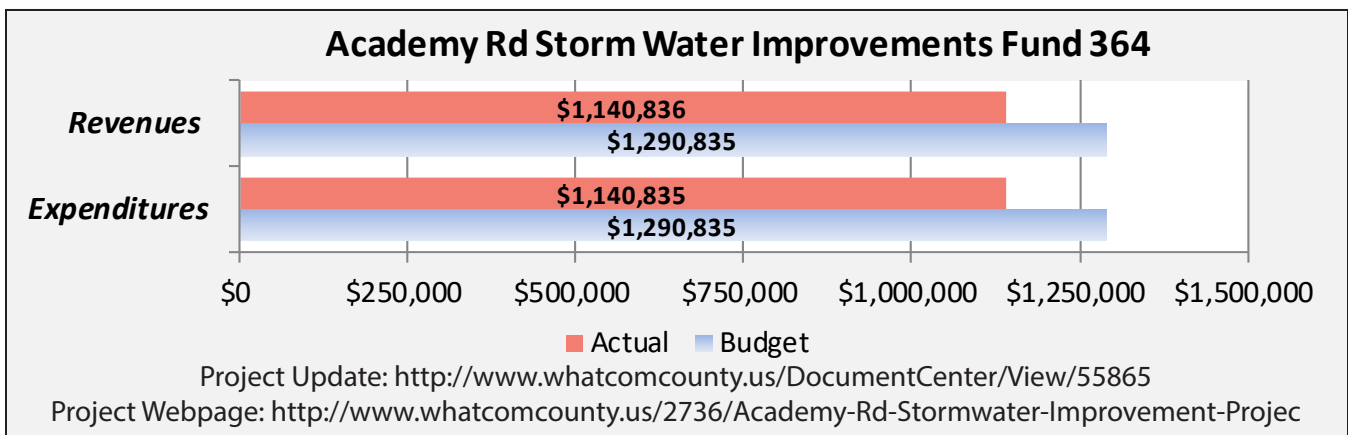
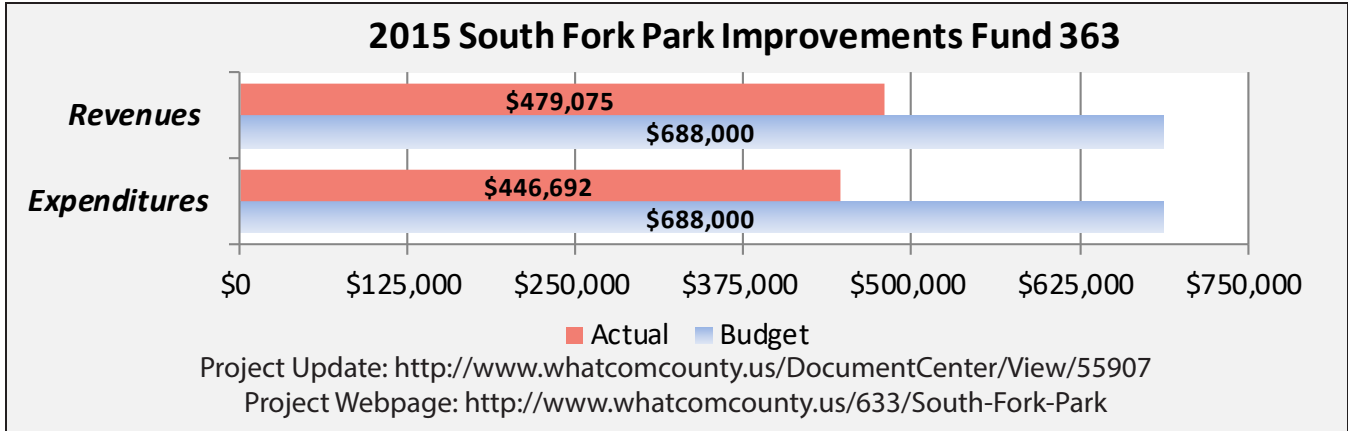


# Whatcom County First Quarter 2021 Financial Report

For the Quarter Ended March 31, 2021



## Project Budget Funds, continued

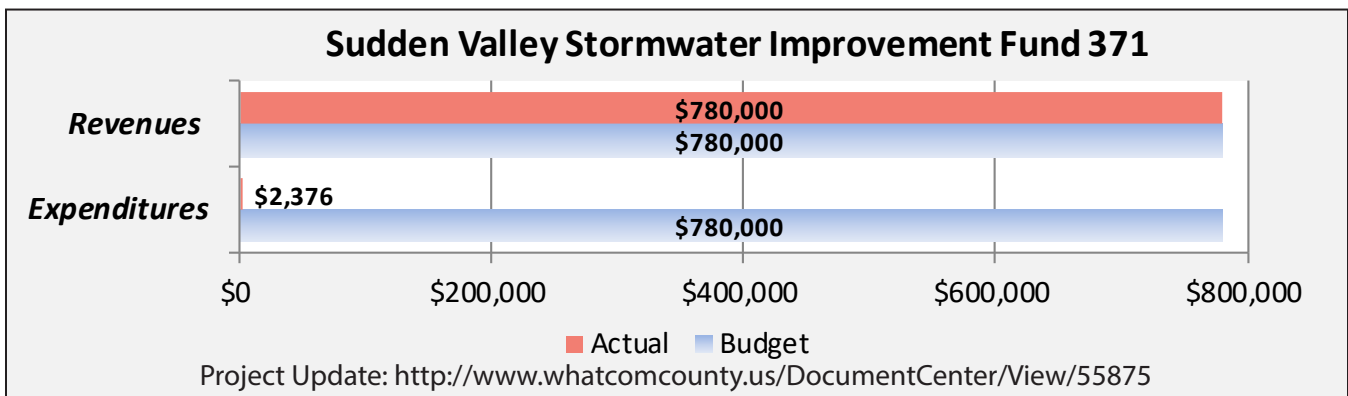
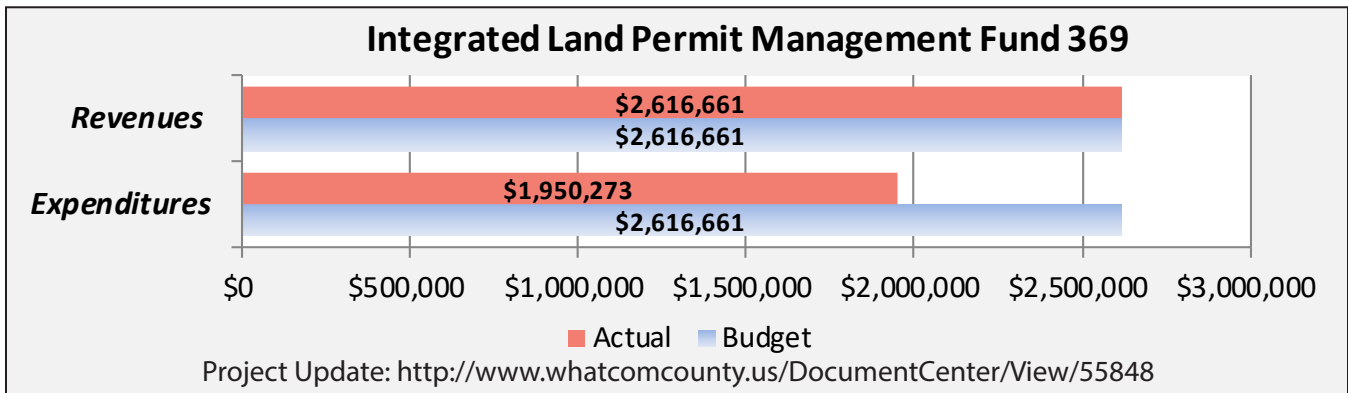
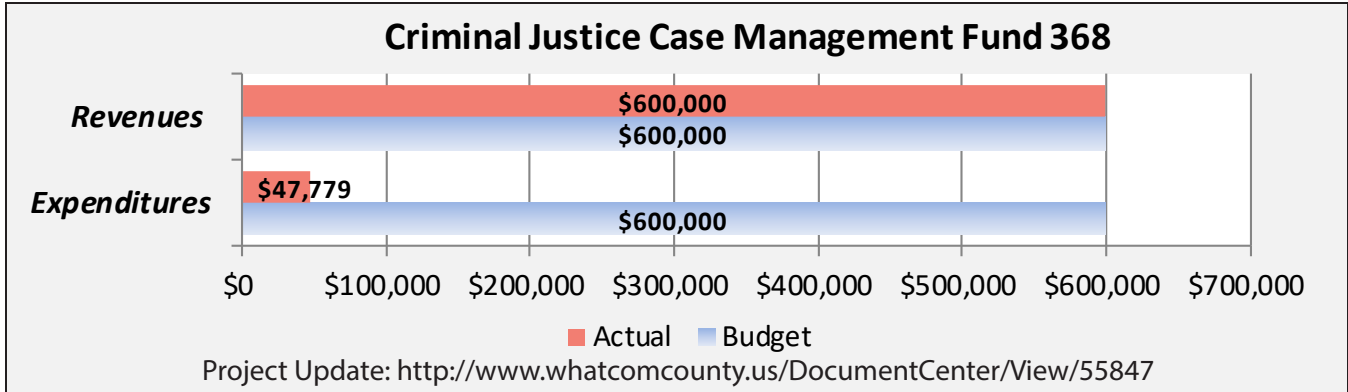


# Whatcom County First Quarter 2021 Financial Report

For the Quarter Ended March 31, 2021



## Project Budget Funds, continued

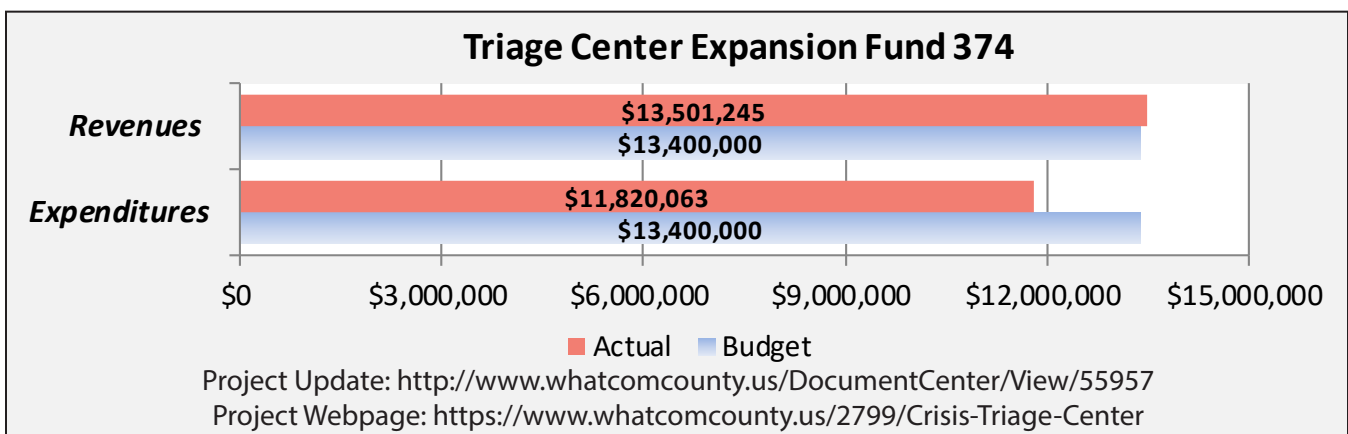
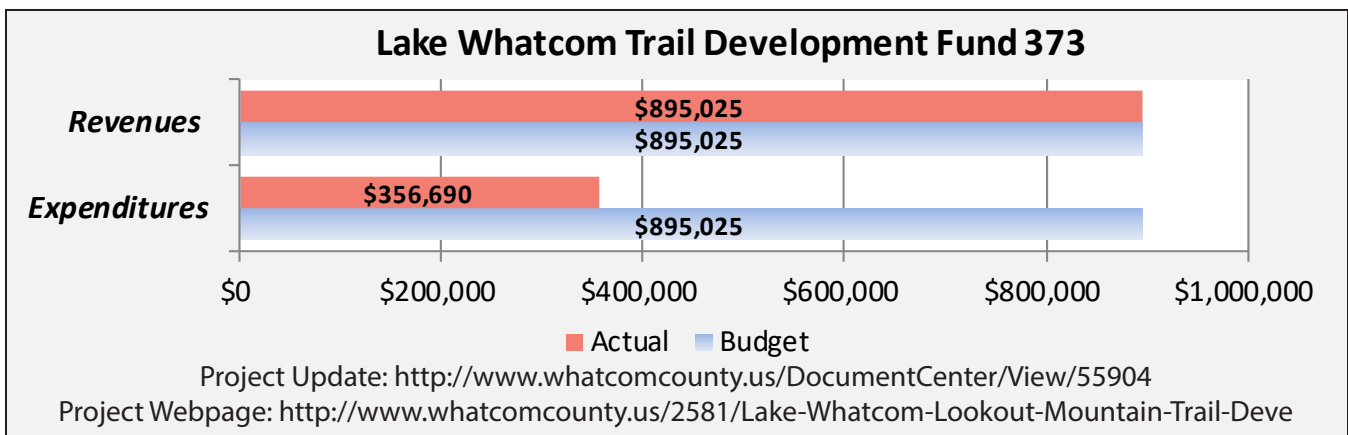
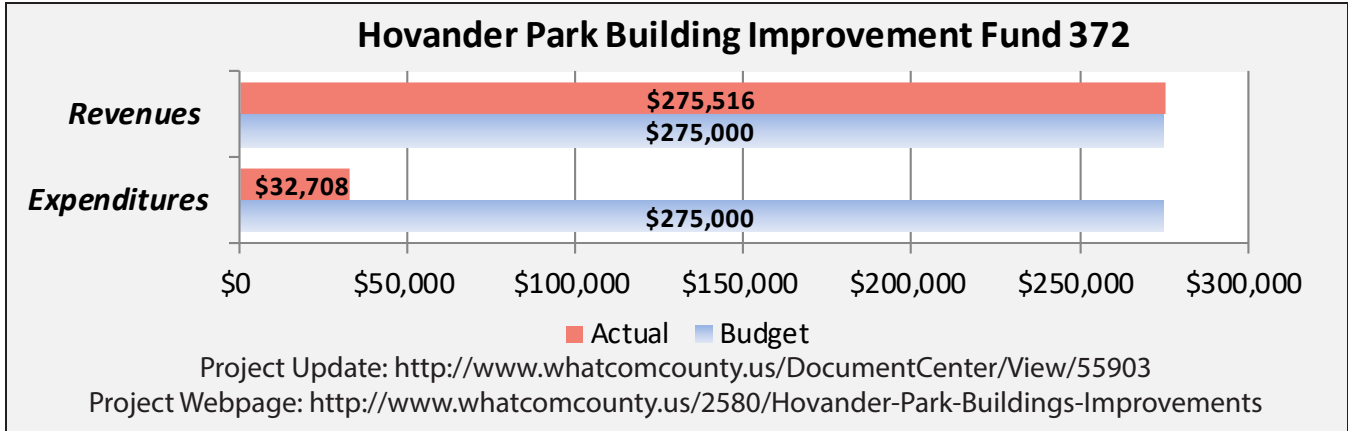


# Whatcom County First Quarter 2021 Financial Report

For the Quarter Ended March 31, 2021



## Project Budget Funds, continued

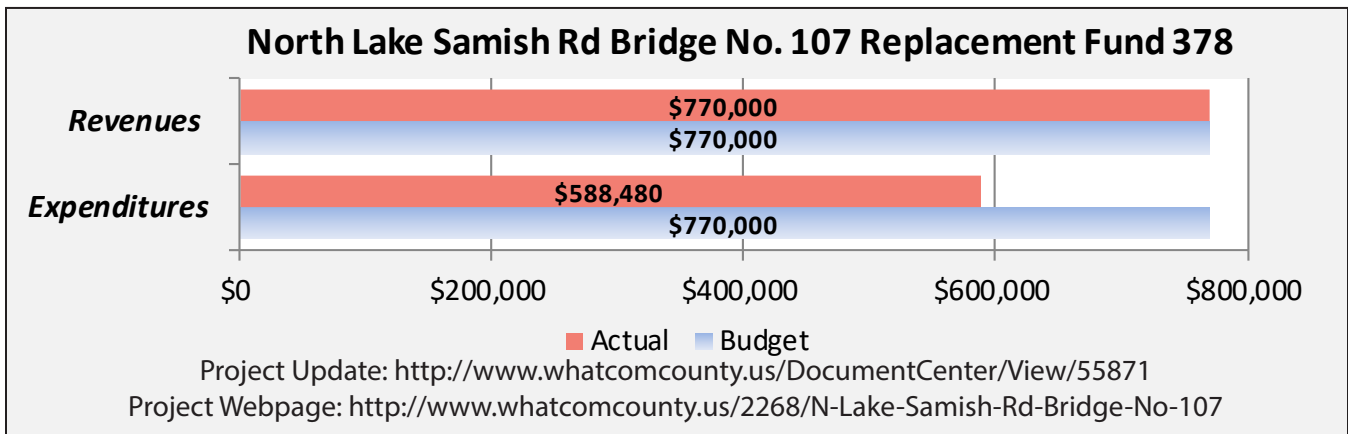
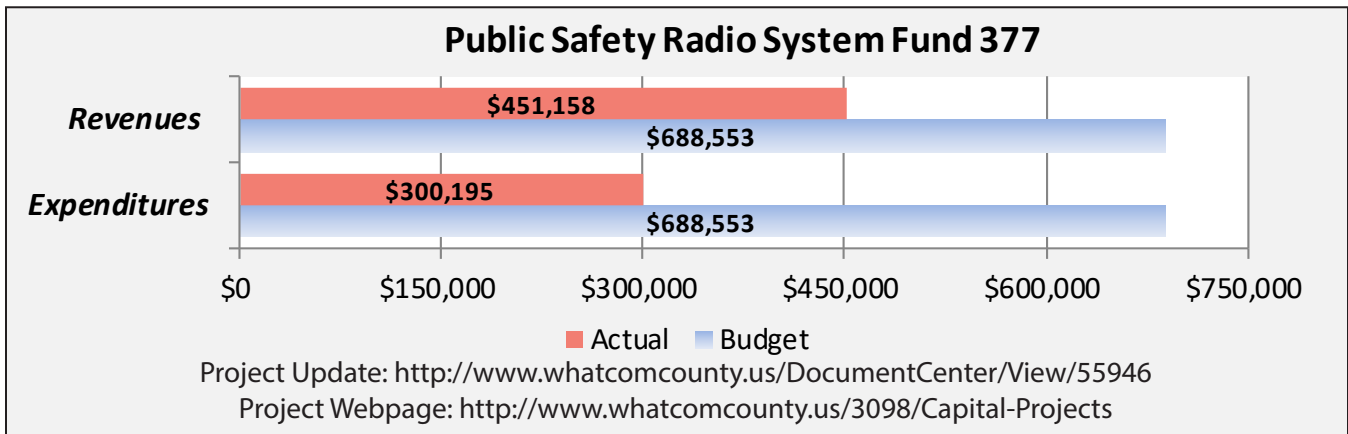
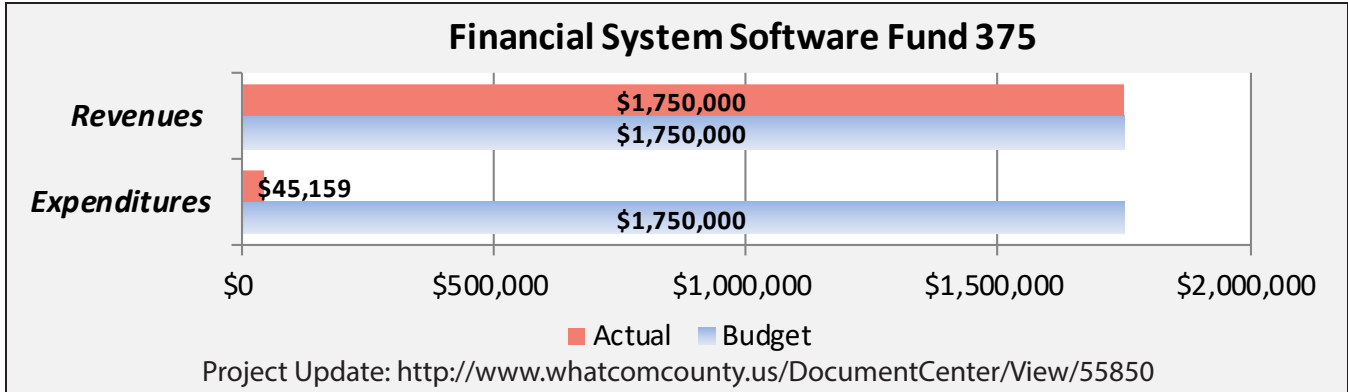


# Whatcom County First Quarter 2021 Financial Report

For the Quarter Ended March 31, 2021



## Project Budget Funds, continued

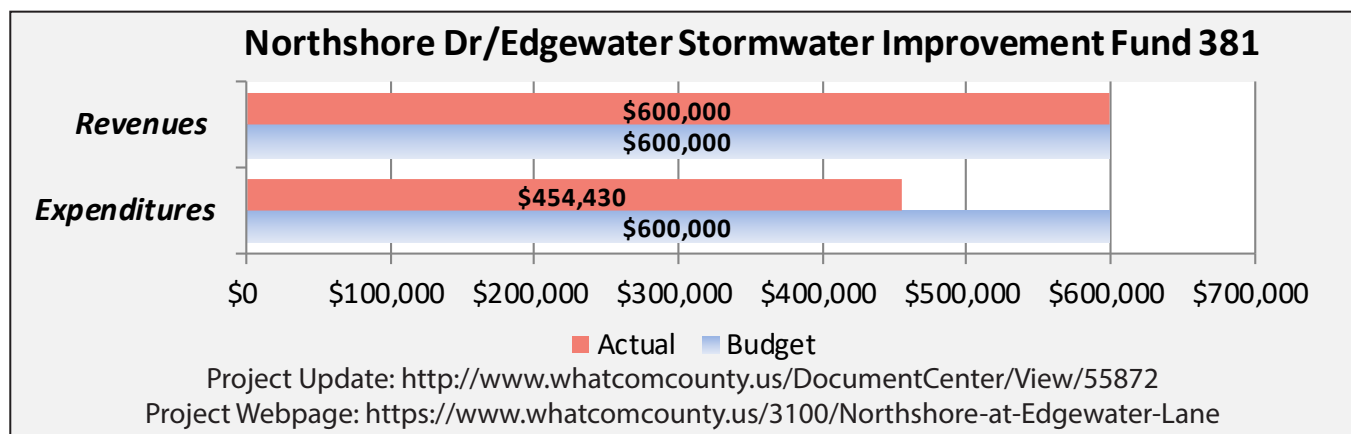
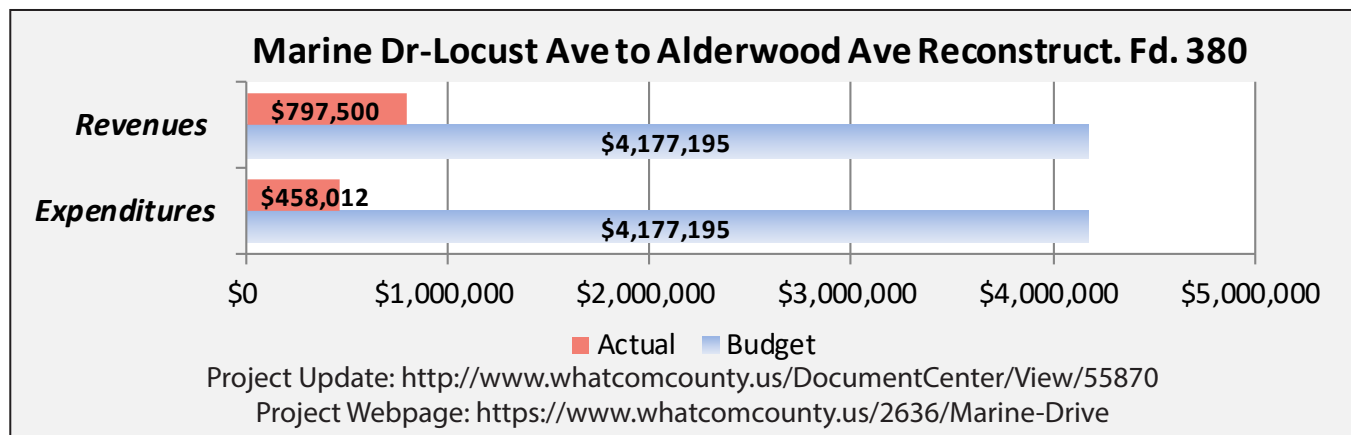
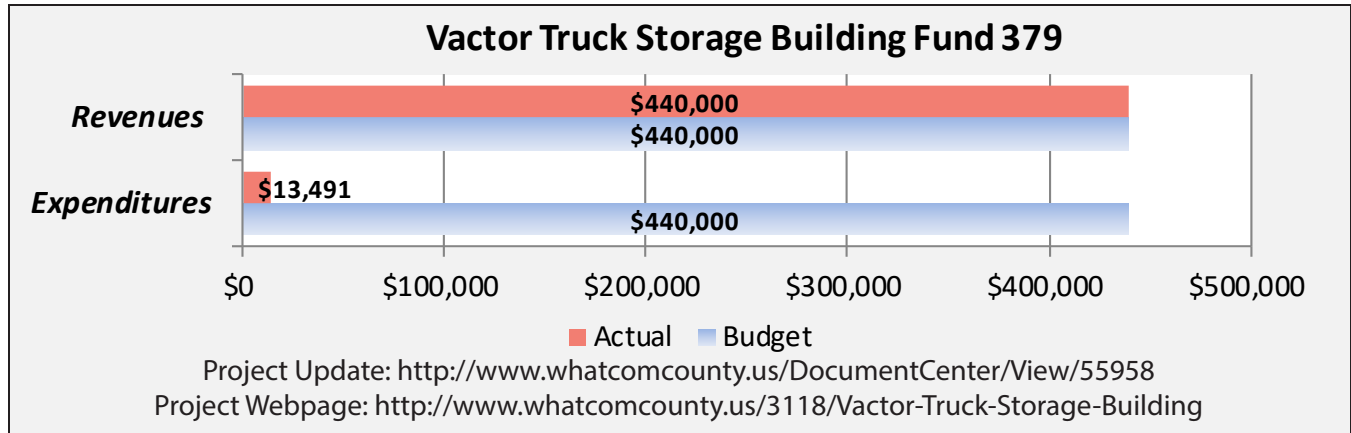


# Whatcom County First Quarter 2021 Financial Report

For the Quarter Ended March 31, 2021



## Project Budget Funds, continued


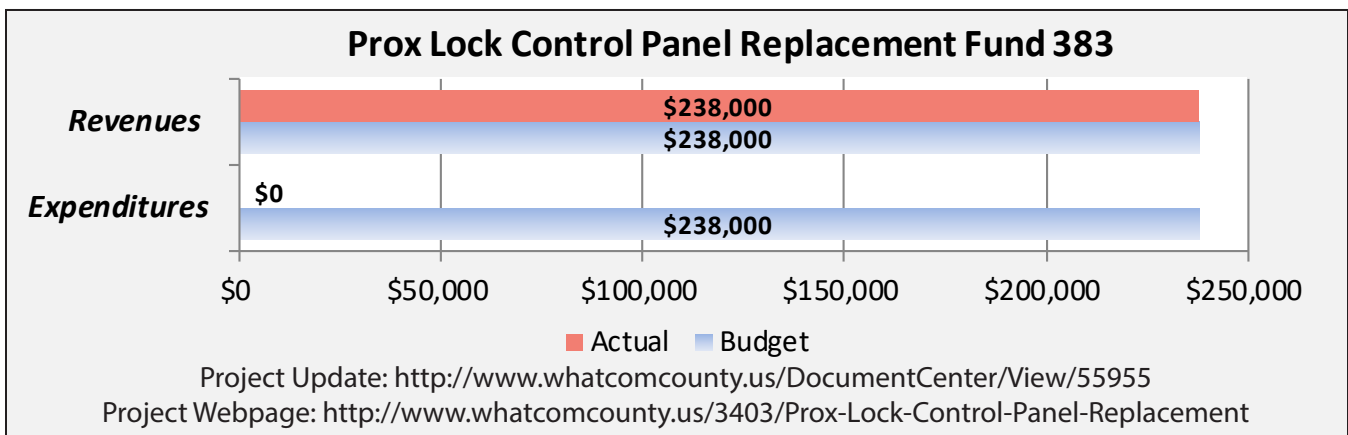
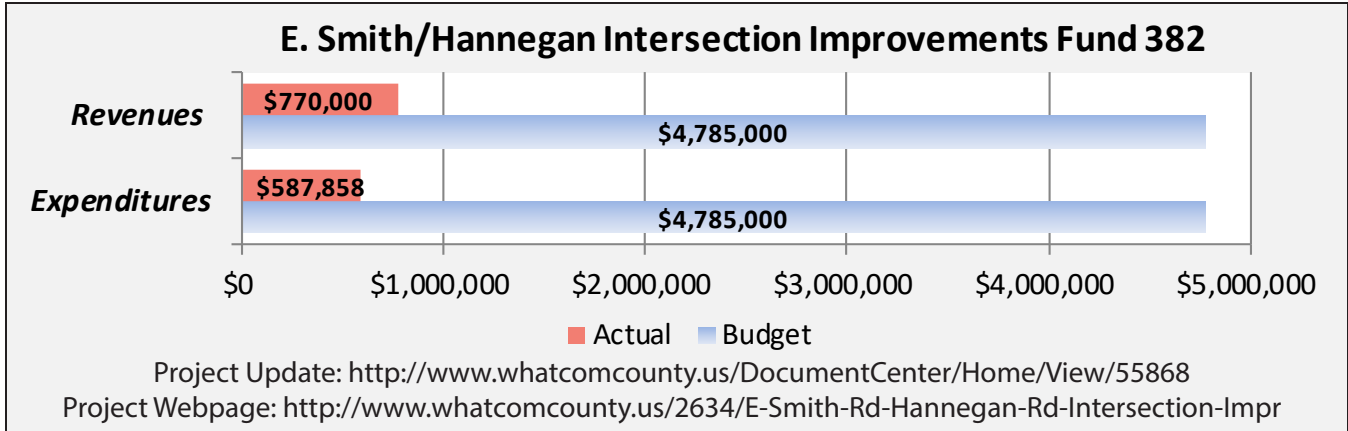


# Whatcom County First Quarter 2021 Financial Report

For the Quarter Ended March 31, 2021



## Project Budget Funds, continued





# Whatcom County First Quarter 2021 Financial Report

For the Quarter Ended March 31, 2021



## Project Budget Funds, continued

